

Norwegian Gem/Pearl (Jewel-Class)

Deck plan shown is Norwegian Pearl. The deck plan of Norwegian Gem differs slightly from the staterooms and public areas pictured below. For more information see www.ncl.eu. Graphics and information subject to change.

For further information on our fleet see pages 72-81



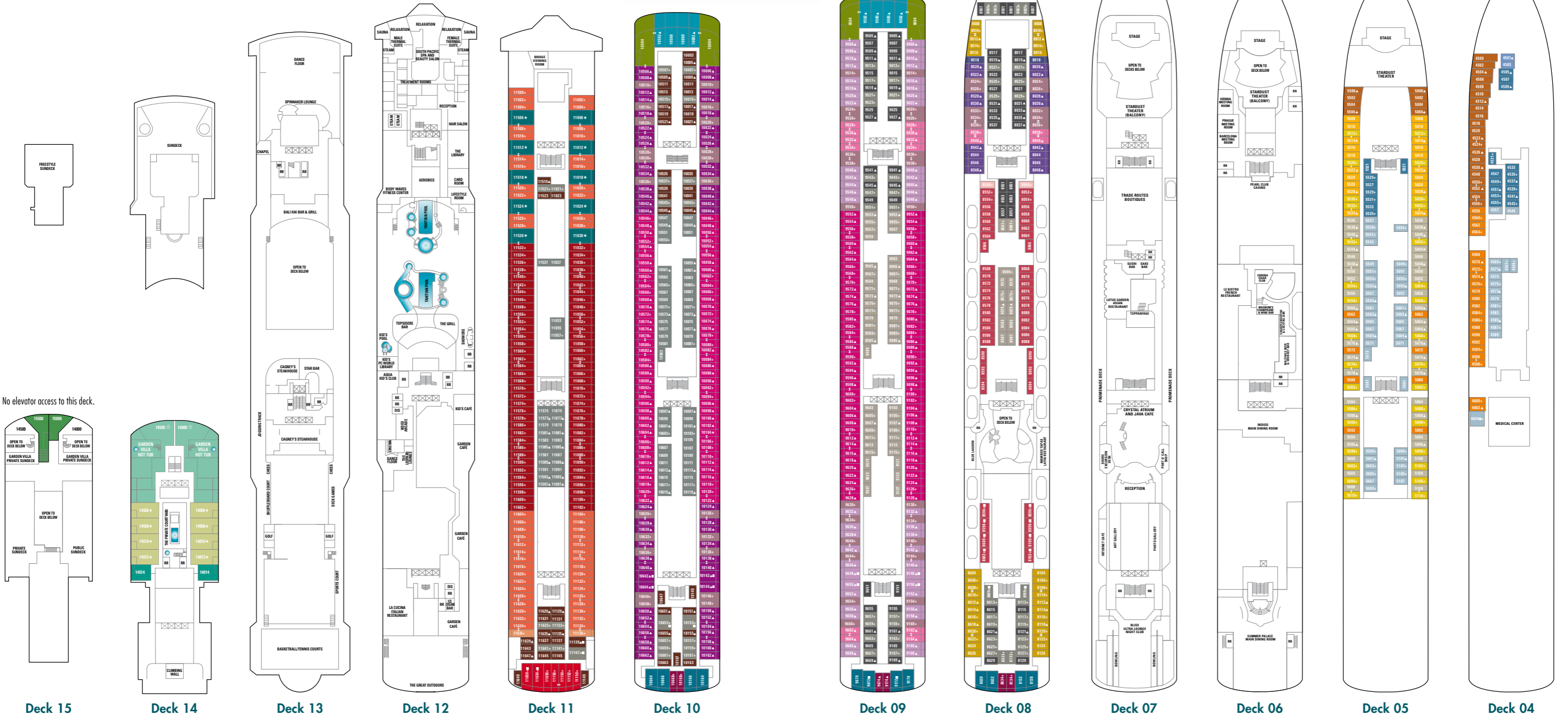
Navihellas
CRUISE & TRAVEL CENTER

- Symbols**
- With facilities for the disabled
 - ↔ Connecting staterooms
 - ▲ 3rd pers. occupancy avail.
 - + 3rd/4th pers. occupancy avail.
 - ★ 3rd/4th/5th pers. occupancy avail.
 - ☆ Up to 6th pers. occupancy avail.
 - ✕ Elevator
 - RR Restroom


Stateroom features
All staterooms aboard Norwegian Gem/Pearl have a phone, TV, air condition, refrigerator, safe, duvet, bathroom with shower and hair dryer. Most lower beds are convertible to a queen-size bed. Quoted stateroom sizes include balconies where applicable.

○ Indicates stateroom categories that can accommodate three or more guests.

Detailed category descriptions:
www.ncl.eu



Garden Villas




Owner's Suites




Courtyard Villas & Courtyard Penthouses



Penthouses



Mini Suites & Balcony Staterooms



Oceanview & Inside Staterooms

S1 (Garden Villas) Three bedrooms with king-size or queen-size bed, each with private bathroom (one with whirlpool tub & separate shower), living room with dining area, double balcony, private garden with hot tub and outdoor dining area, private sun deck. Butler service and concierge available. Size appr. 395 m²; max. occupancy 6 pers.

S2 (Deluxe Owner's Suites) King-size bed, bathroom with whirlpool tub & separate shower, living & dining area, balcony with hot tub. Butler service and concierge available. Size appr. 86 m²; max. occupancy 2 pers.

S3 (Owner's Suites) Bedroom with king-size bed, bathroom with whirlpool tub & separate shower, living room with dining area, two balconies. Butler service and concierge available. Size appr. 73,5-76,5 m²; max. occupancy 2 pers.

S4 (Courtyard Villas) Bedroom with queen-size bed, separate children's bedroom, two bathrooms (one with tub & separate shower), living room with dining area, balcony. Butler service and concierge available. Size appr. 53 m²; max. occupancy 5 pers.

S5 (Courtyard Penthouses) Bedroom with queen-size bed, bathroom with tub & separate shower, living room with dining area, balcony. Butler service and concierge available. Size appr. 41 m²; max. occupancy 2 pers.

SC (Family Penthouses) Bedroom with queen-size bed, separate children's bedroom, two bathrooms (one with tub & separate shower), living room with dining area, balcony. Butler service and concierge available. Size appr. 51 m²; max. occupancy 5 pers.

SE SF Queen-size bed, living & dining area, balcony. Butler service and concierge available. Size SE appr. 45,5-53,5 m², SF appr. 31,5-36 m²; max. occupancy 2 pers.

M1 MA MB (Mini Suites) Two lower beds, sitting area, balcony. Size appr. 26,5 m²; max. occupancy 4 pers.

B1 B2 B3 BA BB BC BD (B2, B3=Family Balcony Staterooms) Two lower beds, sitting area, balcony. Size appr. 19 m²; max. occupancy B1-BC 4 pers., BD 3 pers.

O1 OA OB OC (O1=Family Oceanview Staterooms) Two lower beds, picture window. Size appr. 14,5-15 m²; max. occupancy O1, OA 4 pers., OB, OC 3 pers.

OF OG OK Two lower beds, porthole (OK with obstructed view, partly with picture window). Size appr. 14,5-15 m²; max. occupancy 4 pers.

I1 IA IB IC ID IE IF (I1=Family Inside Staterooms) Two lower beds. Size appr. 13 m²; max. occupancy I1-IB, IE, IF 4 pers., IC, ID 3 pers.