

Sun Princess®


Passenger Capacity: 1,998

Length: 857 ft.

Gross Tonnage: 77,441

Inaugural Cruise: December 2, 1995

Christened by: Lady Dorothy Sterling (wife of Lord Jeffrey Sterling, Chairman of P&O)



← Aft

Forward →

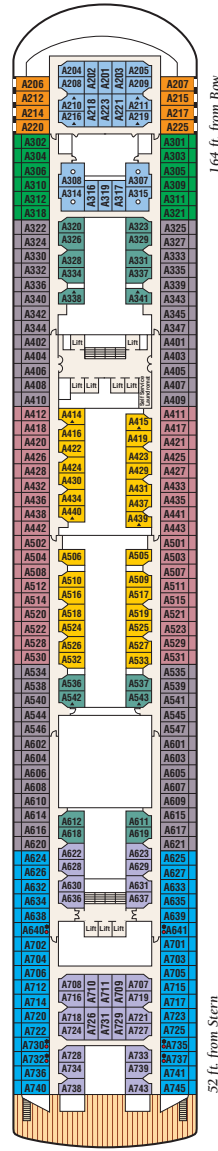
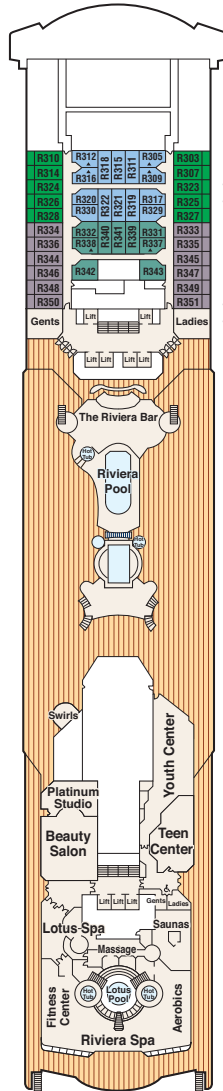
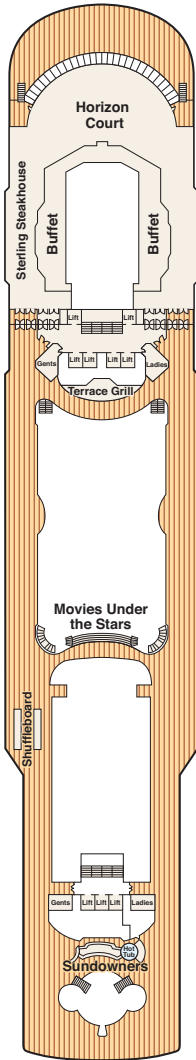

Sun 15

Lido 14

Riviera 12

Aloha 11

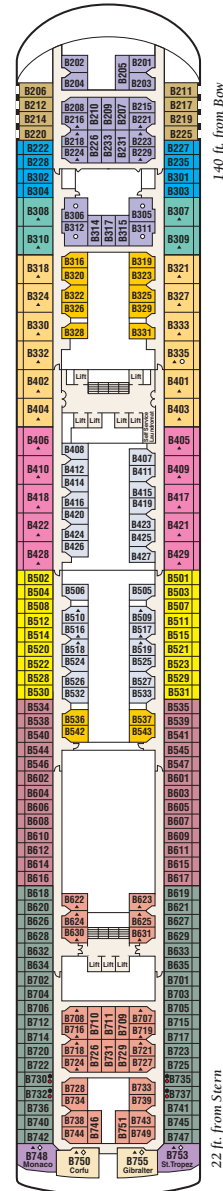
Baja 10



164 ft. from Bow

523 ft. from Stern

52 ft. from Stern



140 ft. from Bow

22 ft. from Stern



Stateroom Description

SUITE

- S2** Owner's suite Aft (Baja, Caribe)
- S3** Penthouse suite Aft (Dolphin)
- S4** Premium suite Aft (Baja, Caribe)

MINI-SUITE

- M4** Premium Aft (Dolphin)
- MA** Mid-ship (Baja)
- MB** Mid-forward, Mid-aft (Baja)
- ME** Forward (Baja)

BALCONY

- BA** Mid-ship (Baja, Caribe)
- BB** Mid-forward, Mid-aft (Baja, Caribe), Mid-ship (Aloha)
- BC** Mid-forward, Mid-aft (Riviera, Aloha)

BALCONY (CONT.)

- BD** Aft (Baja, Caribe)
- BE** Forward (Baja, Caribe), Aft (Aloha)
- BF** Forward (Riviera, Aloha)

OCEANVIEW

- O4** Premium Aft (Caribe)
- O5** Premium Forward (Baja, Caribe)
- O6** Premium Forward (Aloha)
- OC** Mid-forward, Mid-aft (Emerald, Plaza)
- OE** Aft (Dolphin)
- OF** Forward (Dolphin, Emerald, Plaza)
- OW** Obstructed view Mid-forward, Mid-aft (Dolphin)

INTERIOR

- IA** Mid-ship (Baja, Caribe)
- IB** Mid-forward, Mid-aft (Baja, Caribe), Mid-ship (Aloha)
- IC** Mid-forward, Mid-aft (Riviera, Aloha, Dolphin, Emerald, Plaza)
- ID** Aft (Baja, Caribe)
- IE** Forward (Baja, Caribe), Aft (Aloha, Dolphin)
- IF** Forward (Riviera, Aloha, Dolphin, Emerald, Plaza)

◦ Wheelchair-accessible stateroom
 • Will accommodate third and fourth person
 • Will accommodate third person
 • Two lower beds not convertible to queen; shower only
 ◦ Queen bed not convertible to two twin beds

Note: Some areas of the ship are not accessible to wheelchairs and scooters. Distances shown are from the bow (forward) or stern (aft) to the nearest stateroom.

Stateroom views are considered unobstructed unless noted otherwise. Obstructions do not include certain nautical items like handrails, dividers or ship hardware. For balcony staterooms, the view is determined from the perspective of the balcony railing. Balconies may have either solid steel or toughened glass railing.

Call 1-800-774-6237 for more information.

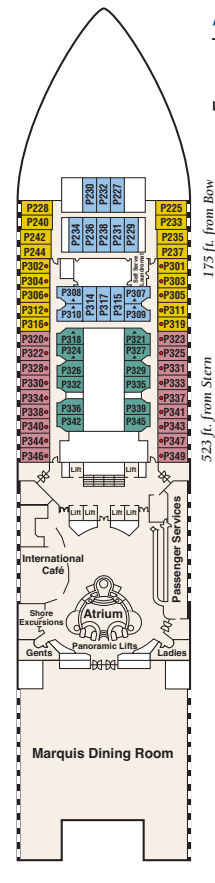
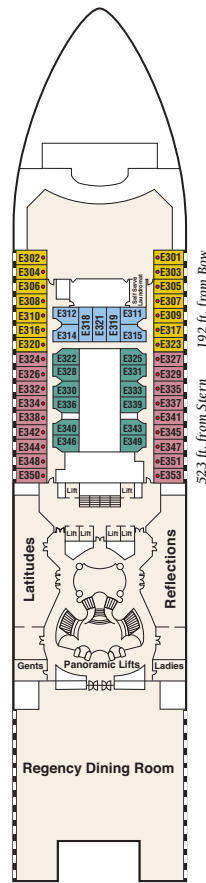
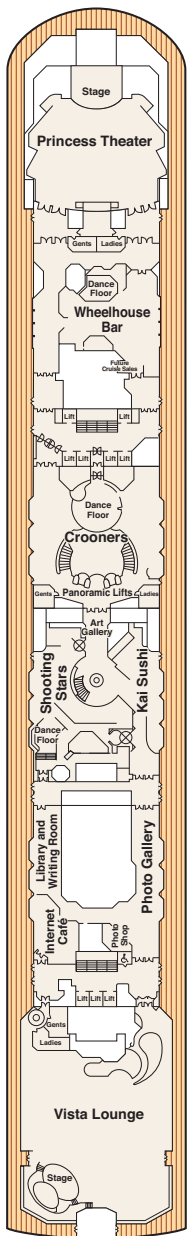
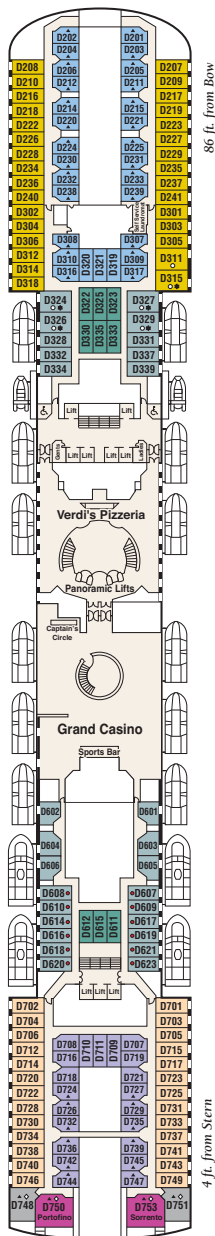

Caribe 9

Dolphin 8

Promenade 7

Emerald 6

Plaza 5



Fiesta 4

