

Accommodations - *Seabourn Odyssey, Seabourn Sojourn, Seabourn Quest*



Suites aboard Seabourn Odyssey, Seabourn Sojourn and Seabourn Quest feature a comfortable living area, queen-size bed or two twin beds; walk-in closet with personal safe, interactive flat-screen TV with music and movies, fully-stocked bar and refrigerator, writing desk with personalized stationery, makeup vanity, spacious bathroom with separate tub and shower, plush robes, slippers, hair dryer and 110/220V AC outlets.



GR

GRAND WINTERGARDEN SUITE – CATEGORY GR
Deck 7 Combine mid-ship suites 743 & 745 or 744 & 746 for a total inside space of 1,189 sq.ft. (110 sq.m.) plus two verandas totaling 214 sq.ft. (20 sq.m.)

Large windows, dining for six, glass-enclosed solarium with tub and day bed, two bedrooms, two bathrooms (one whirlpool), guest bath, convertible sofa bed for one, two bars, pantry with wet bar, three closets and three flat-screen TVs. Complimentary internet/Wi-Fi service.



WG

WINTERGARDEN SUITE – CATEGORY WG
Deck 7 Mid-ship suites 743 & 744: inside space of 914 sq.ft. (85 sq.m.) plus one veranda of 183 sq.ft. (17 sq.m.)

Large windows, dining for six, whirlpool bathtub, guest bath, convertible sofa bed for one, pantry with wet bar, glass-enclosed solarium with tub and day bed, two closets and two flat-screen TVs. Complimentary internet/Wi-Fi service.



PENTHOUSE SUITE



SIGNATURE SUITE




GR

GRAND SIGNATURE SUITE – CATEGORY GR

Deck 7 Combine forward suites 700 & 702 or suites 701 & 703 for a total inside space of 1,159 sq.ft. (107.4 sq.m.) plus two verandas totaling 558 sq.ft. (51.9 sq.m.)

Expansive ocean views, forward-facing windows, dining for four to six, two bedrooms, two full bathrooms (one whirlpool), guest bath, two bars, pantry with wet bar, three closets and three flat-screen TVs. Complimentary internet/Wi-Fi service.



SS

SIGNATURE SUITE – CATEGORY SS

Deck 7 forward suites 700 & 701: inside space of 859 sq.ft. (79.7 sq.m.) plus one veranda of 493 sq.ft. (45.8 sq.m.)

Expansive ocean views, forward-facing windows, dining for four to six, whirlpool bathtub, guest bath, pantry with wet bar, two closets and two flat-screen TVs. Complimentary internet/Wi-Fi service.



OWNER'S SUITE



PENTHOUSE SPA SUITE



Representative
of Suites 800 &
801 only.

OW

OWNER'S SUITE – CATEGORY OW

Deck 6, 7 & 8 Total inside space of between 526 & 593 sq.ft. (49 to 55 sq.m.) plus veranda of between 133 sq.ft. and 354 sq.ft. (12 to 33 sq.m.)

Forward-facing windows, dining for four, separate bedroom, guest bath, two flat-screen TVs, pantry with wet bar. Complimentary internet/Wi-Fi service.

Mid-ship suite 731 has a convertible sofa for one, whirlpool bathtub and no forward-facing windows. Suites 731, 600 & 601 have a different configuration.

Suites 600 and 601 are subject to noise when anchoring.



Representative
of Suite 1092 on
Seabourn Quest.
Other suites have
slightly different
configuration.

PS

PENTHOUSE SPA SUITE – CATEGORY PS

Deck 10 Total inside space of between 516 sq.ft. & 538 sq.ft. (48 & 50 sq.m.) plus veranda of 172 sq.ft. (16 sq.m.)

Dining table for two to four, separate bedroom, glass door to veranda, tub and spa shower, two flat screen TVs. Complimentary full-day access to *The Spa at Seabourn* serene area, in-suite spa amenities, spa concierge service.

Penthouse Spa Suites do not have elevator access.



PH

PENTHOUSE SUITE – CATEGORY PH

Deck 6, 9 & 10 Total inside space of 436 sq.ft. (40.6 sq.m.) plus one veranda of 98 sq.ft. (9.1 sq.m.)

Dining table for two to four and separate bedroom. Glass door to veranda, two flat-screen TVs.

Deck 6 Suite 635 is larger and special-needs accessible, with tub and roll-in shower.

Suite 1025 has a partially obstructed veranda view.



V1

V2

V3

V4

V5

V6

VERANDA SUITE – CATEGORY V1-V6

Decks 5, 6, 7, 8 and 9 Total inside space of 300 sq.ft. (27.7 sq.m.) plus one veranda of 65 sq.ft. (6.1 sq.m.)*

Dining table for two, living area and bedroom, glass door to veranda, closet and flat-screen TV.

745 and 746 are 275 sq.ft. (26 sq.m. and have a mini-balcony).

Suites 924 and 1024 are 286 sq.ft. (27 sq.m.).

The veranda railings in categories V3 to V6 are all glass from floor to teak rail. The railings in categories V1 and V2 are part metal and part glass from floor to teak rail.

**Suites 502-507 have smaller verandas.*



A

A1

SEABOURN SUITE – CATEGORY A & A1

Deck 4 Total inside space of 295 sq.ft. (27.5 sq.m.)

Dining table for two, living area and bedroom, large picture window, closet and flat-screen TV.

Suites 410 and 413 are 283 sq.ft. (26 sq.m.). Suite 411 is 271 sq.ft. (25 sq.m.).

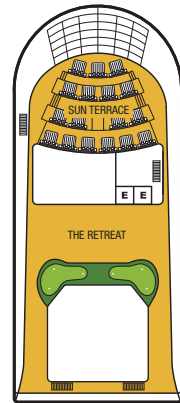


VERANDA SUITE

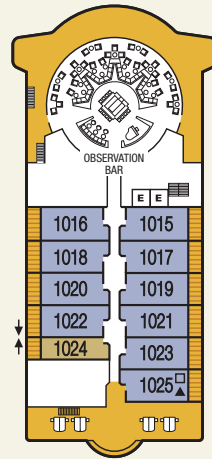


PENTHOUSE SUITE

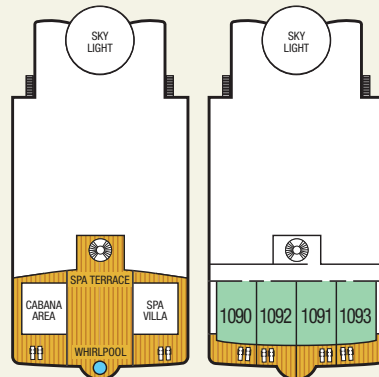
Deck Plans - Seabourn Odyssey, Seabourn Sojourn, Seabourn Quest



DECK 11

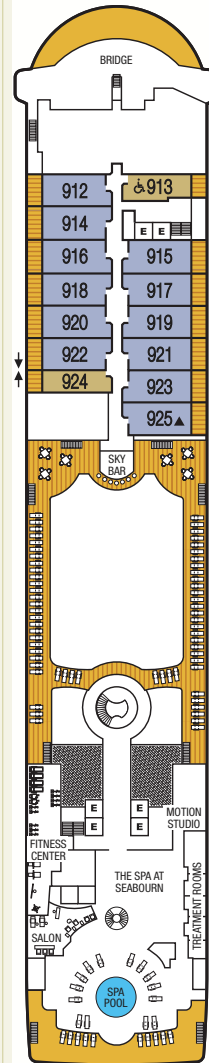


DECK 10

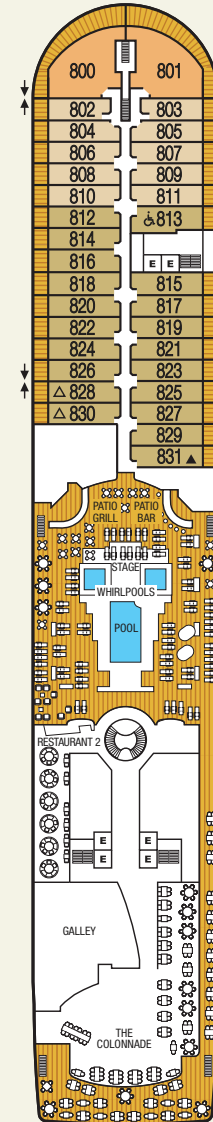


Cabana area is representative of Seabourn Sojourn (through October 2014). Seabourn Odyssey has a second spa villa (through April 2014).

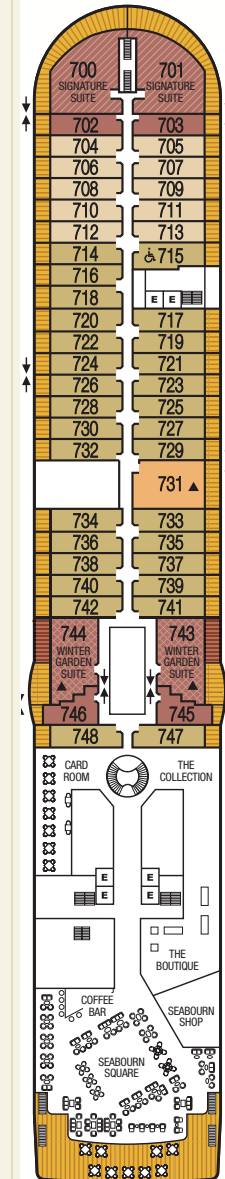
New Penthouse Spa Suite accommodations on Seabourn Quest, Seabourn Odyssey (beginning May 2014) and Seabourn Sojourn (beginning November 2014).



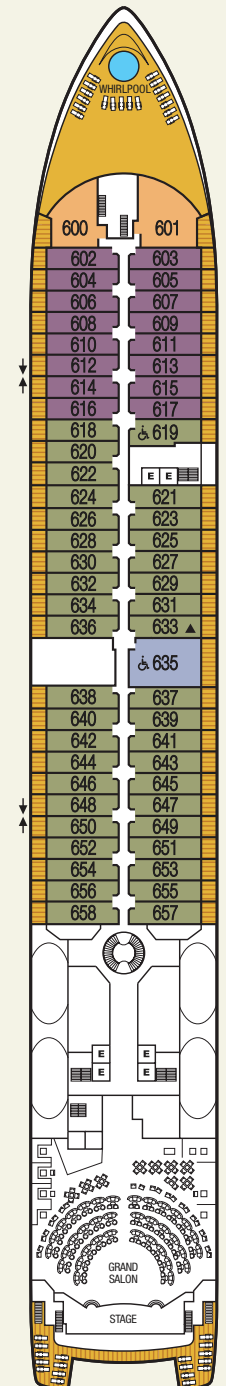
DECK 8



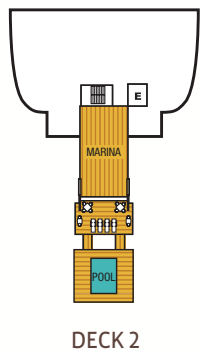
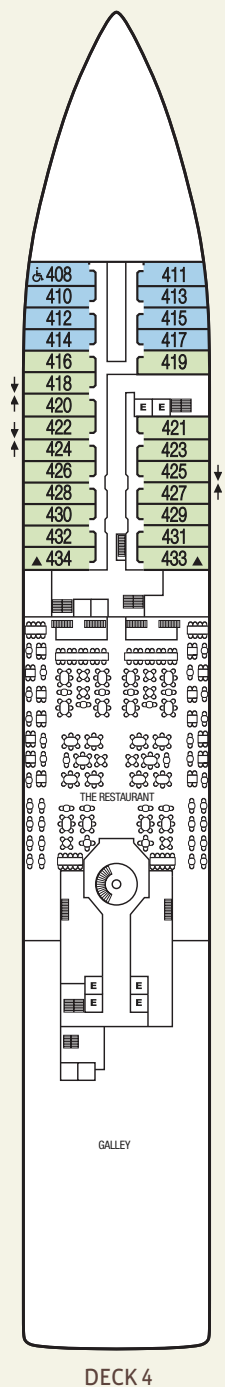
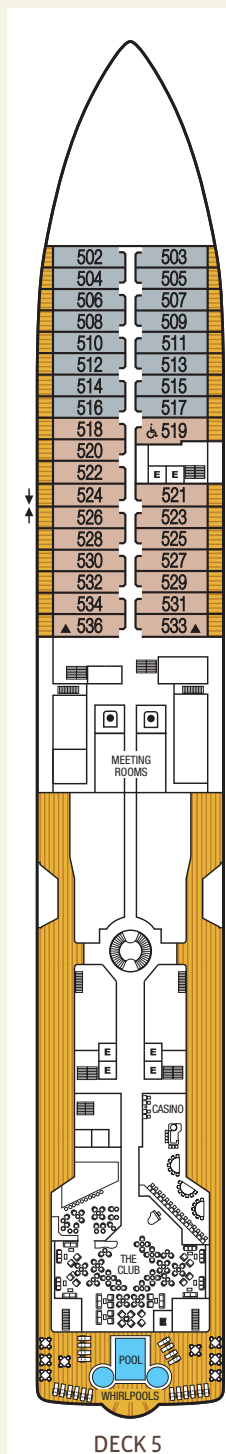
DECK 7



DECK 6



DECK 5



SUITE ACCOMMODATIONS

- Dining area
- Spacious bath with full tub and separate shower
- Walk-in closet with safe
- Interactive flat-screen TV
- Mini-bar
- Refrigerator

DINING

- The Restaurant
- The Colonnade
- Restaurant 2
- Patio Grill
- 24-hour room service

LOUNGES & BARS

- Seabourn Square with coffee bar, library, computer center, concierge & destination services
- Grand Salon
- Observation Bar
- The Club
- Sky Bar
- Patio Bar

ACTIVITIES & ENTERTAINMENT

- Two-deck health spa & salon:
 - treatment rooms: 6
 - outdoor massage area
 - saunas: 2
 - steam room
- Seabourn Odyssey:
 - hydro pool with heated loungers
 - spa villas: 2
- Seabourn Sojourn and Seabourn Quest:
 - Kneipp walk pool with heated loungers
 - spa villa: 1 (Seabourn Sojourn)
 - cabana area (Seabourn Sojourn)
- Fully-equipped fitness center

- Motion studio with Kinesis Wall
- Outdoor whirlpools: 6
- Outdoor pools: 2
- The Retreat outdoor deck area with a 9-hole golf putting course and shuffleboard
- Watersports marina
- Sun Terrace with double sun loungers
- Casino:
 - Blackjack
 - Roulette
 - Slot machines
 - Poker
- Card Room
- Shops/Boutiques: 3

GUEST SERVICES & FACILITIES

- Meeting rooms: 3
- Wi-Fi & cell phone access throughout the ship including suites
- Laundry/dry cleaning
- Self-service laundrettes
- Medical facility
- Elevators: 7

CONNECTING SUITES

ELEVATOR

WHEELCHAIR ACCESSIBLE SUITES

Suites 408, 519, 619, 635, 715, 813 & 913 are wheelchair accessible — roll-in shower only and wheelchair accessible doorways. Suite 635 also has a tub.

SELF SERVICE LAUNDERETTE

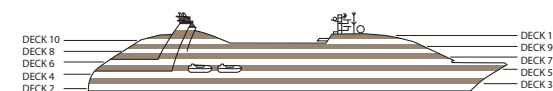
THIRD GUEST CAPACITY SUITE

SUITE 828 THIRD GUEST CAPACITY FOR SEABOURN SOJOURN ONLY

SUITE 830 THIRD GUEST CAPACITY FOR SEABOURN ODYSSEY AND SEABOURN QUEST ONLY

Built:
Seabourn Odyssey – June, 2009
Seabourn Sojourn – June, 2010
Seabourn Quest – June, 2011
Ships' registry: Bahamas
Cruising speed: 19 Knots
Normal crew size: 330
Gross tonnage: 32,000

Guest capacity: 450
Length: 650 feet
Beam: 84 feet
Nationality of Officers, Staff & Crew: International
Stabilizers: Yes
Electric current: 110/220 AC



SUITE CATEGORIES

SUITE GR
SUITE V5

SUITE WG
SUITE V4

SUITE SS
SUITE V3

SUITE OW
SUITE V2

SUITE PS
SUITE V1

SUITE PH
SUITE A1

SUITE V6
SUITE A