


Sea Princess®

Passenger Capacity: 1,998
Length: 857 ft.
Gross Tonnage: 77,499
Inaugural Cruise: December 19, 1998
Christened by: Joanna Lumley (Actress)



- Sun - 15
- Lido - 14
- Riviera - 12
- Aloha - 11
- Baja - 10
- Caribe - 9
- Dolphin - 8
- Promenade - 7
- Emerald - 6
- Plaza - 5
- Fiesta - 4

← Aft

Forward →

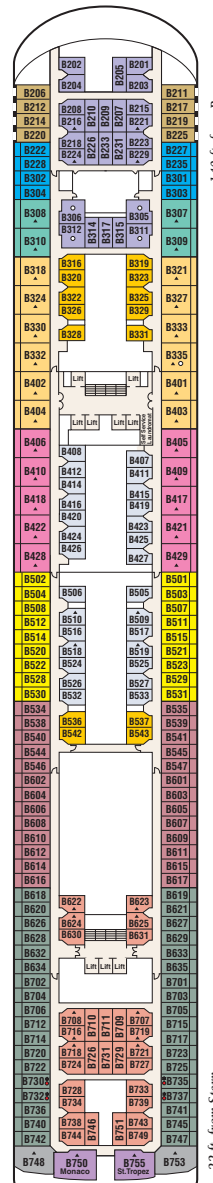
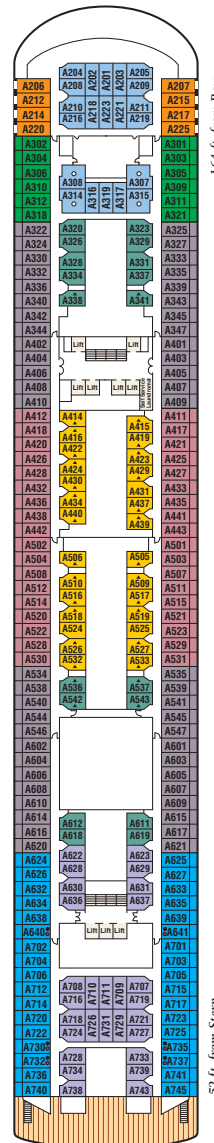
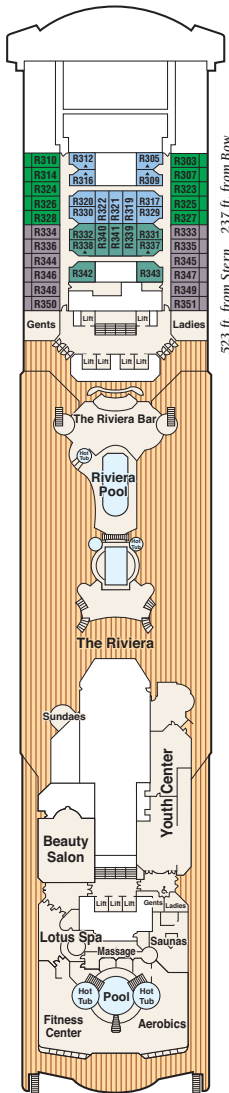
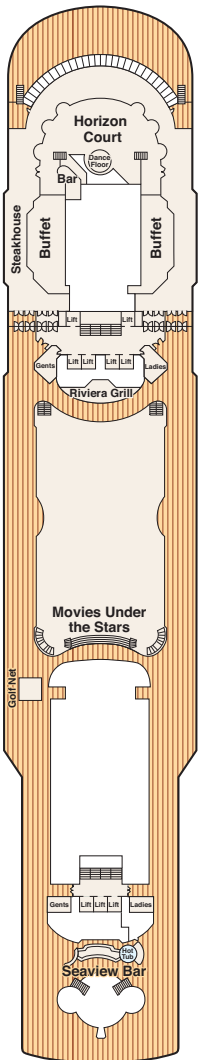
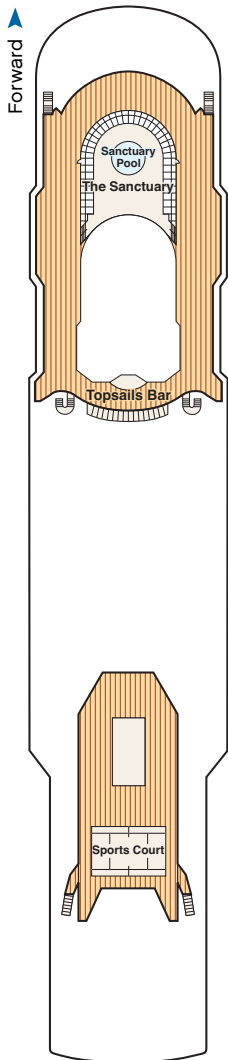
Sun 15

Lido 14

Riviera 12

Aloha 11

Baja 10



Stateroom Description

SUITE

- S2** Owner's suite Aft (Baja, Caribe)
- S3** Penthouse suite Aft (Dolphin)
- S4** Premium suite Aft (Caribe)

MINI-SUITE

- M4** Premium Aft (Baja, Dolphin)
- MA** Mid-ship (Baja)
- MB** Mid-forward, Mid-aft (Baja)
- ME** Forward (Baja)

BALCONY

- BA** Mid-ship (Baja, Caribe)
- BB** Mid-forward, Mid-aft (Baja, Caribe), Mid-ship (Aloha)
- BC** Mid-forward, Mid-aft (Riviera, Aloha)

BALCONY (CONT.)

- BD** Aft (Baja, Caribe)
- BE** Forward (Baja, Caribe), Aft (Aloha)
- BF** Forward (Riviera, Aloha)

OCEANVIEW

- O4** Premium Aft (Caribe)
- O5** Premium Forward (Baja, Caribe)
- O6** Premium Forward (Aloha)
- OC** Mid-forward, Mid-aft (Emerald, Plaza)
- OE** Aft (Dolphin)
- OF** Forward (Dolphin, Emerald, Plaza)
- OW** Obstructed view Mid-forward, Mid-aft (Dolphin)

INTERIOR

- IA** Mid-ship (Baja, Caribe)
- IB** Mid-forward, Mid-aft (Baja, Caribe), Mid-ship (Aloha)
- IC** Mid-forward, Mid-aft (Riviera, Aloha, Dolphin, Emerald, Plaza)
- ID** Aft (Baja, Caribe)
- IE** Forward (Baja, Caribe), Aft (Aloha, Dolphin)
- IF** Forward (Riviera, Aloha, Dolphin, Emerald, Plaza)

° Wheelchair-accessible stateroom
 * Will accommodate third and fourth person
 * Will accommodate third person
 * Two lower beds not convertible to queen; shower only
 Note: Some areas of the ship are not accessible to wheelchairs and scooters. Distances shown are from the bow (forward) or stern (aft) to the nearest stateroom.
 Stateroom views are considered unobstructed unless noted otherwise. Obstructions do not include certain nautical items like handrails, dividers or ship hardware. For balcony staterooms, the view is determined from the perspective of the balcony railing. Balconies may have either solid steel or toughened glass railing.
 Call 1-800-774-6237 for more information.

