

# Royal Princess®

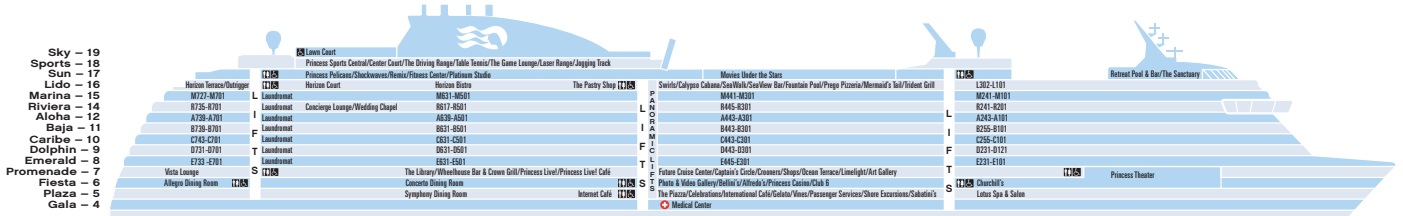
**Passenger Capacity:** 3,560

**Length:** 1,082 ft.

**Gross Tonnage:** 142,229

**Inaugural Cruise:** June 16, 2013

**Christened by:** Her Royal Highness The Duchess of Cambridge



← Aft

Forward →

## Sports 18

## Sun 17

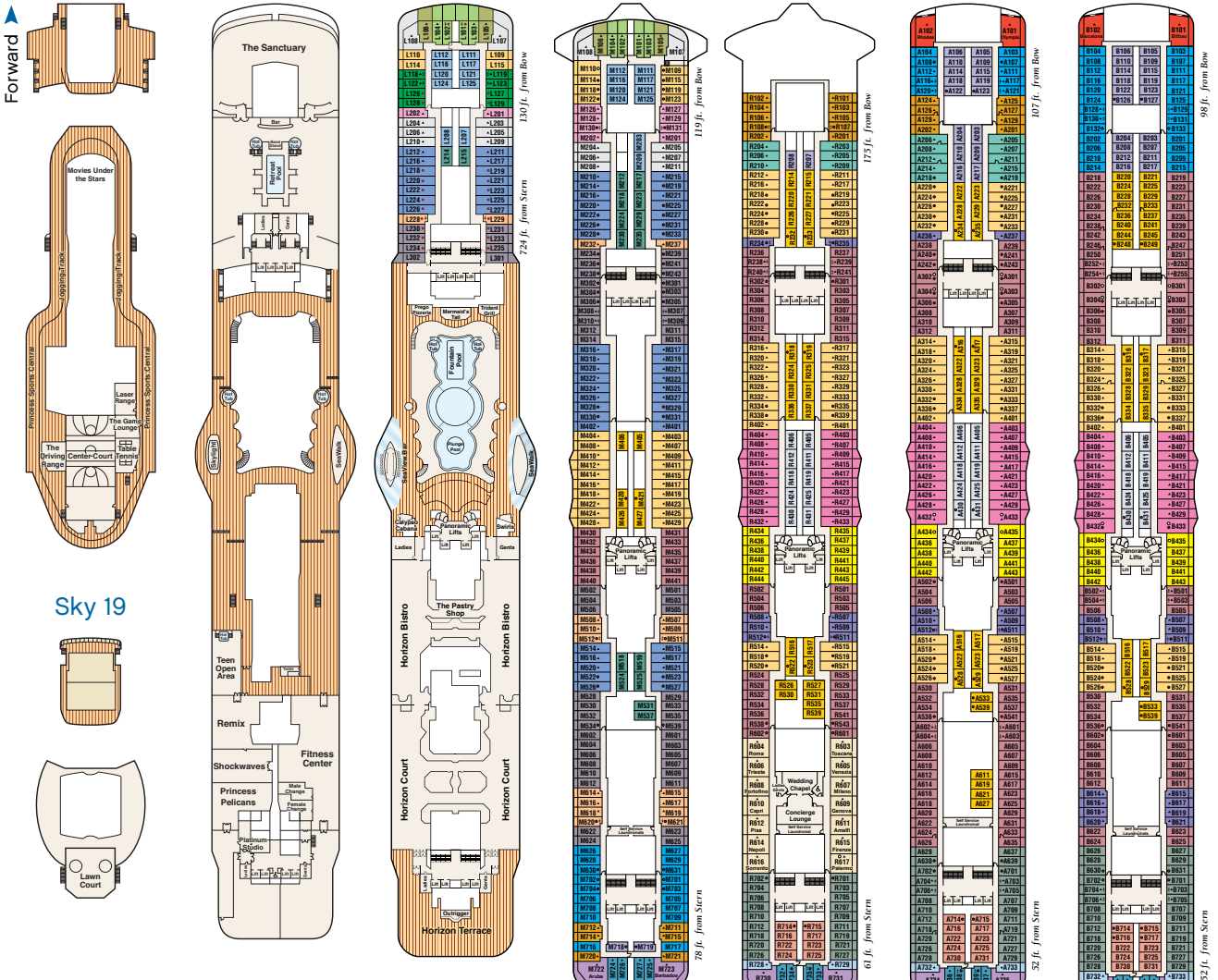
## Lido 16

## Marina 15

## Riviera 14

## Aloha 12

## Baja 11



← Aft



**Stateroom Description**

**SUITE**

- S2** Owner's suite Aft (Marina, Riviera, Aloha, Baja, Caribe, Dolphin, Emerald)
- S4** Penthouse suite Mid-aft (Riviera)
- S5** Premium suite Forward (Aloha, Baja, Caribe, Dolphin)

**MINI-SUITE**

- M5** Premium Forward (Lido, Marina)
- MA** Mid-ship (Riviera, Aloha, Baja, Caribe)
- MB** Mid-forward, Mid-aft (Riviera, Aloha, Baja, Caribe), Mid-ship (Marina)
- MC** Mid-forward, Mid-aft (Lido, Marina)
- ME** Forward (Riviera, Aloha)
- MF** Forward (Lido, Marina)

**DELUXE BALCONY**

- D4** Premium Aft (Marina, Riviera, Aloha, Baja, Caribe, Dolphin, Emerald)
- DA** Mid-ship (Dolphin)
- DB** Mid-forward, Mid-aft (Riviera, Aloha, Baja, Caribe, Dolphin)

**DELUXE BALCONY (CONT.)**

- DC** Mid-forward, Mid-aft (Lido, Marina, Emerald)
- DD** Aft (Riviera, Aloha, Baja, Caribe, Dolphin)
- DE** Forward (Riviera, Aloha, Dolphin), Aft (Marina, Emerald)
- DF** Forward (Lido, Marina, Emerald)
- DV** Obstructed view Mid-ship (Emerald)
- DW** Obstructed view Mid-forward, Mid-aft (Emerald)
- DZ** Obstructed view Forward (Lido, Marina, Emerald)

**BALCONY**

- BA** Mid-ship (Riviera, Aloha, Baja, Caribe, Dolphin)
- BB** Mid-forward, Mid-aft (Riviera, Aloha, Baja, Caribe, Dolphin), Mid-ship (Marina)
- BC** Mid-forward, Mid-aft (Lido, Marina)
- BD** Aft (Riviera, Aloha, Baja, Caribe, Dolphin)
- BE** Forward (Aloha, Baja, Caribe, Dolphin), Aft (Marina, Emerald)

**BALCONY (CONT.)**

- BF** Forward (Lido, Emerald)
  - BV** Obstructed view Mid-ship (Emerald)
  - BW** Obstructed view Mid-forward, Mid-aft (Emerald)
  - BY** Obstructed view Aft (Emerald)
  - BZ** Obstructed view Forward (Lido, Marina)
- INTERIOR**
- IA** Mid-ship (Riviera, Aloha, Baja, Caribe, Dolphin)
  - IB** Mid-forward, Mid-aft (Riviera, Aloha, Baja, Caribe, Dolphin), Mid-ship (Marina, Emerald)
  - IC** Mid-forward, Mid-aft (Lido, Marina, Emerald)
  - ID** Aft (Riviera, Aloha, Baja, Caribe)
  - IE** Forward (Riviera, Aloha, Baja, Caribe, Dolphin), Aft (Marina)
  - IF** Forward (Lido, Marina, Emerald)

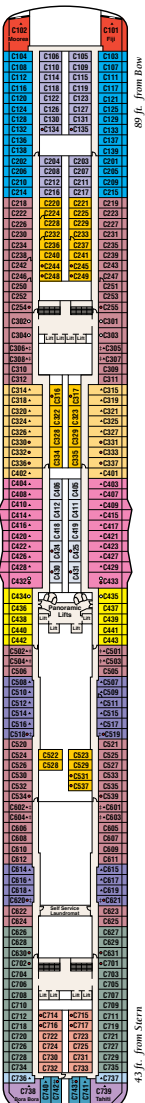
◦ Wheelchair-accessible stateroom; shower only  
 • Will accommodate third and fourth person  
 † Will accommodate third person  
 ‡ Balcony door blocked when upper berth is in use.

Note: Some areas of the ship are not accessible to wheelchairs and scooters. Distances shown are from the bow (forward) to stern (aft) to the nearest stateroom.

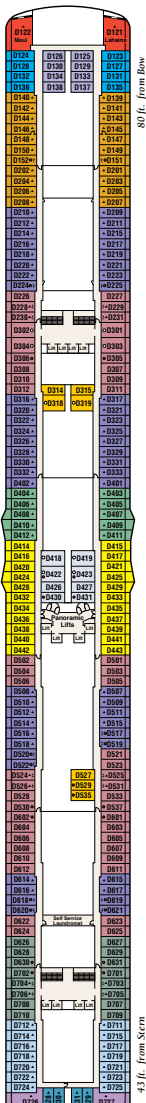
Stateroom views are considered unobstructed unless noted otherwise. Obstructions do not include certain nautical items like handrails, dividers or ship hardware. For balcony staterooms, the view is determined from the perspective of the balcony railing. Balconies may have either solid steel or toughened glass railing.

Call 1-800-774-6237 for more information.

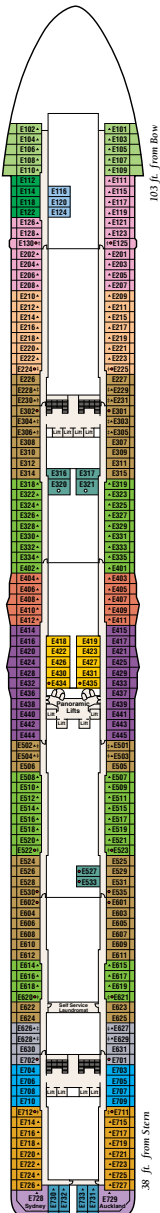
Caribe 10



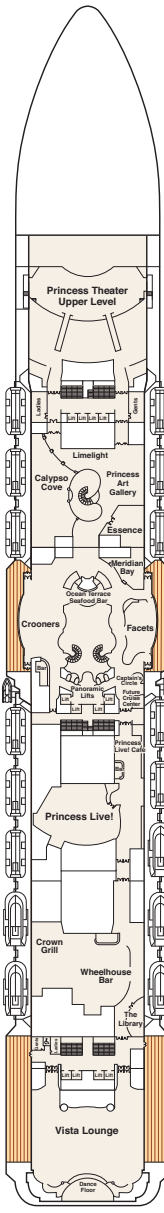
Dolphin 9



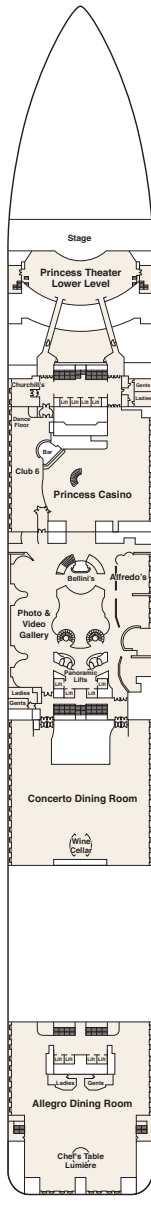
Emerald 8



Promenade 7



Fiesta 6



Plaza 5

