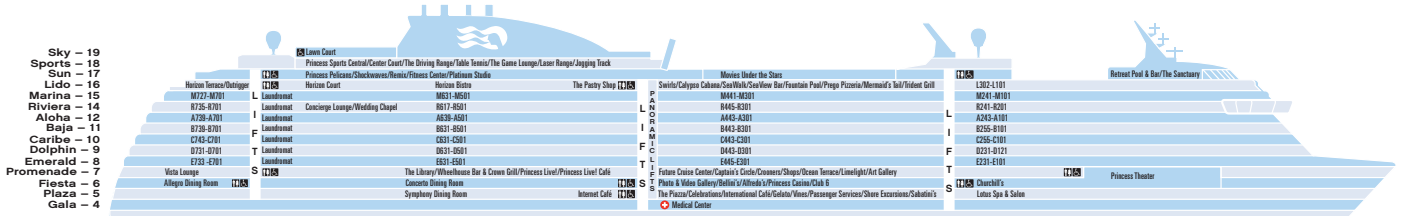


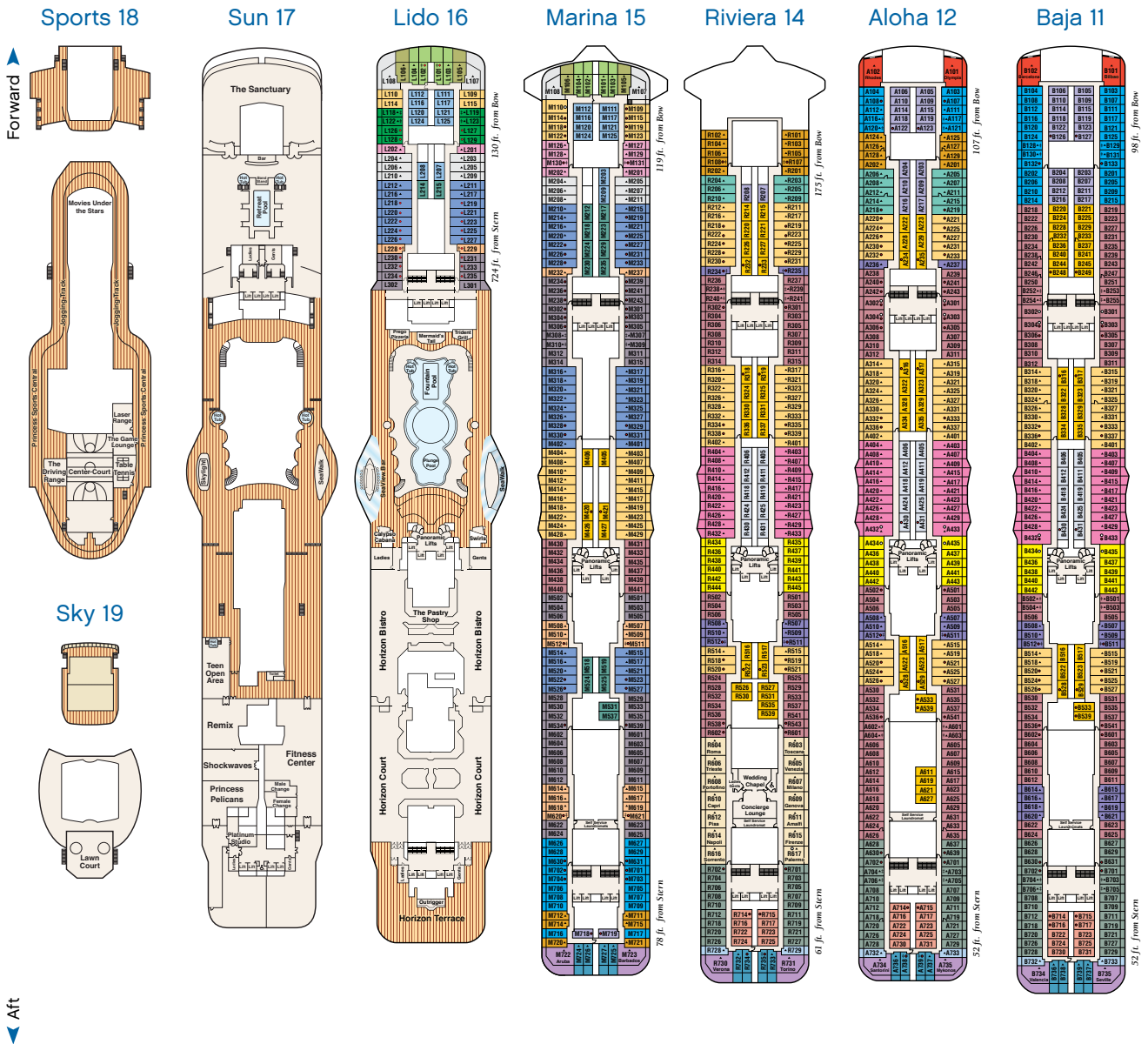
Regal Princess®

Passenger Capacity: 3,560
 Length: 1,082 ft.
 Gross Tonnage: 142,229
 Enters Service: 2014



← Aft

Forward →



Stateroom Description

SUITE

- S2** **Owner's suite** Aft (Marina, Riviera, Aloha, Baja, Caribe, Dolphin, Emerald)
- S4** **Penthouse suite** Mid-aft (Riviera)
- S5** **Premium suite** Forward (Aloha, Baja, Caribe, Dolphin)

MINI-SUITE

- M6** **Premium** Forward (Lido, Marina)
- MA** **Mid-ship** (Riviera, Aloha, Baja, Caribe)
- MB** **Mid-forward, Mid-aft** (Riviera, Aloha, Baja, Caribe), **Mid-ship** (Marina)
- MC** **Mid-forward, Mid-aft** (Lido, Marina)
- ME** **Forward** (Riviera, Aloha)
- MF** **Forward** (Lido, Marina)

DELUXE BALCONY

- D4** **Premium Aft** (Marina, Riviera, Aloha, Baja, Caribe, Dolphin, Emerald)
- DA** **Mid-ship** (Dolphin)
- DB** **Mid-forward, Mid-aft** (Riviera, Aloha, Baja, Caribe, Dolphin)

DELUXE BALCONY (CONT.)

- DC** **Mid-forward, Mid-aft** (Lido, Marina, Emerald)
- DD** **Aft** (Riviera, Aloha, Baja, Caribe, Dolphin)
- DE** **Forward** (Riviera, Aloha, Dolphin, Aft (Marina, Emerald)
- DF** **Forward** (Lido, Marina, Emerald)
- DV** **Obstructed view** Mid-ship (Emerald)
- DW** **Obstructed view** Mid-forward, Mid-aft (Emerald)
- DZ** **Obstructed view** Forward (Lido, Marina, Emerald)

BALCONY

- BA** **Mid-ship** (Riviera, Aloha, Baja, Caribe, Dolphin)
- BB** **Mid-forward, Mid-aft** (Riviera, Aloha, Baja, Caribe, Dolphin), **Mid-ship** (Marina)
- BC** **Mid-forward, Mid-aft** (Lido, Marina)
- BD** **Aft** (Riviera, Aloha, Baja, Caribe, Dolphin)
- BE** **Forward** (Aloha, Baja, Caribe, Dolphin), **Aft** (Marina, Emerald)

BALCONY (CONT.)

- BF** **Forward** (Lido, Emerald)
 - BV** **Obstructed view** Mid-ship (Emerald)
 - BW** **Obstructed view** Mid-forward, Mid-aft (Emerald)
 - BY** **Obstructed view** Aft (Emerald)
 - BZ** **Obstructed view** Forward (Lido, Marina)
- INTERIOR**
- IA** **Mid-ship** (Riviera, Aloha, Baja, Caribe, Dolphin)
 - IB** **Mid-forward, Mid-aft** (Riviera, Aloha, Baja, Caribe, Dolphin), **Mid-ship** (Marina, Emerald)
 - IC** **Mid-forward, Mid-aft** (Lido, Marina, Emerald)
 - ID** **Aft** (Riviera, Aloha, Baja, Caribe)
 - IE** **Forward** (Riviera, Aloha, Baja, Caribe, Dolphin), **Aft** (Marina)
 - IF** **Forward** (Lido, Marina, Emerald)

◦ Wheelchair-accessible stateroom; shower only

• Will accommodate third and fourth person

▲ Will accommodate third person

* Balcony door blocked when upper berth is in use.

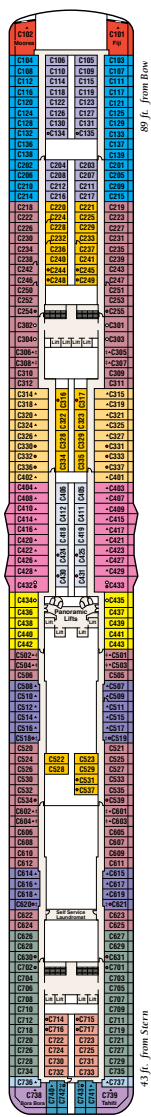
Note: Some areas of the ship are not accessible to wheelchairs and scooters. Distances shown are from the bow (forward) to stern (aft) to the nearest stateroom.

Stateroom views are considered unobstructed unless noted otherwise. Obstructions do not include certain nautical items like handrails, dividers or ship hardware. For balcony staterooms, the view is determined from the perspective of the balcony railing. Balconies may have either solid steel or toughened glass railing.

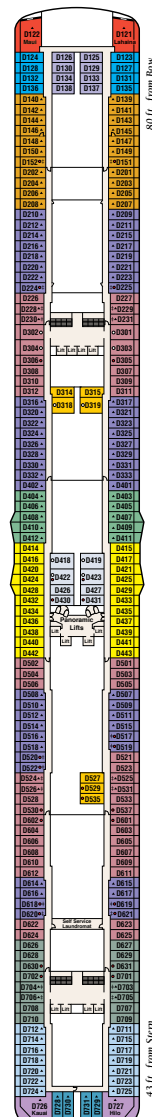
Call 1-800-774-6237 for more information.

Note: Deck plans are for Royal Princess only. Deck plans for Regal Princess may vary.

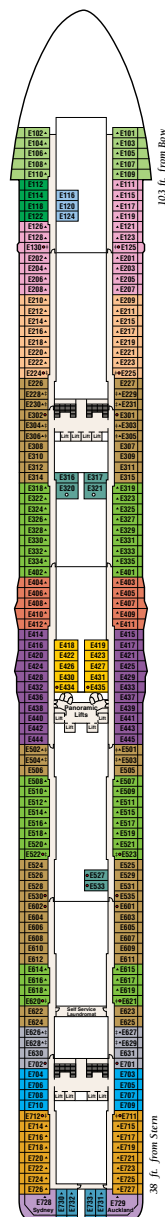
Caribe 10



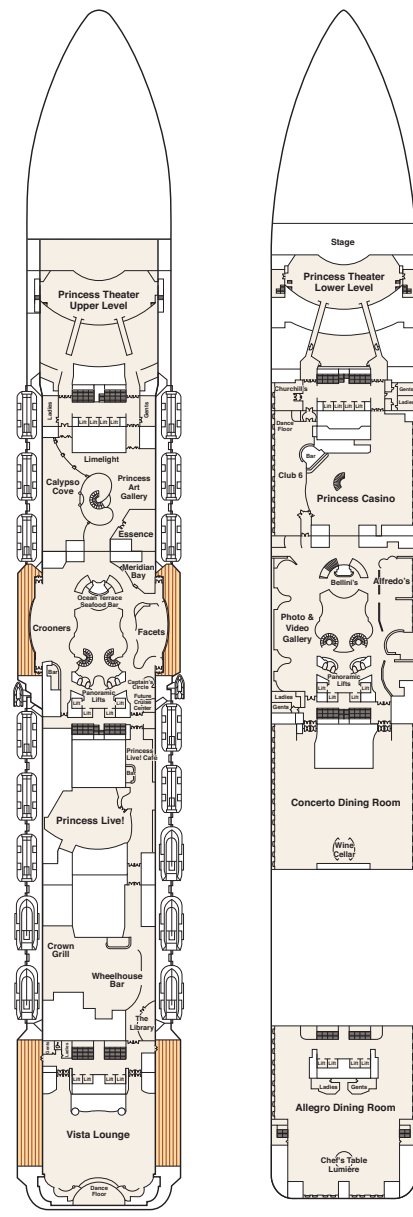
Dolphin 9



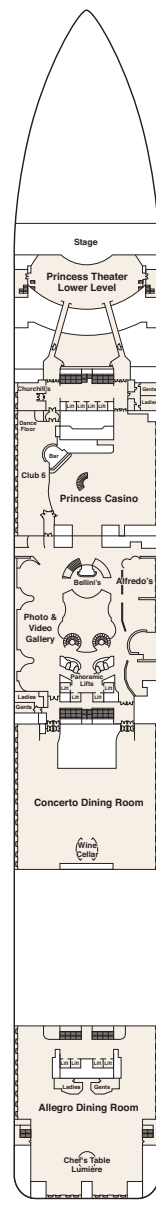
Emerald 8



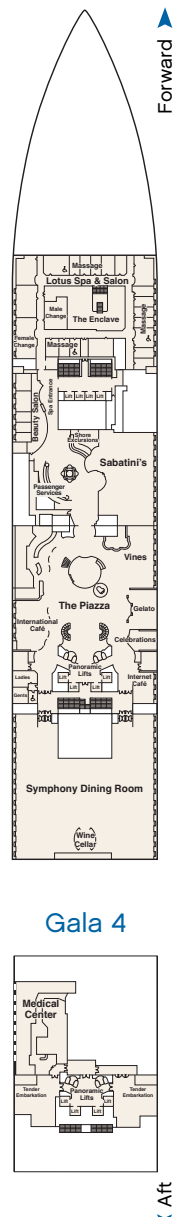
Promenade 7



Fiesta 6



Plaza 5



Gala 4

