

# ORIANA

69,840 tons  
Entered service in 1995  
Normal operating capacity:  
1,880 passengers and 760 crew

## Suite with Bath/Shower

**B1** **B2** B Deck

## Mini-Suite with Bath/Shower

**CA** **CB** B Deck

## Deluxe Balcony with Bath/Shower

**EA** **EB** **ED** B Deck

**EE** B & D Deck

## Deluxe Outside with Bath/Shower

**FA** **FB** C Deck

## Outside with Bath/Shower

**LB** A, C, E & F Deck

**LC** A, D, E & F Deck

**LD** B & C Deck

**LE** A & C Deck

**LF** A, D, E & F Deck

## Outside (Obstructed View) with Shower

**NE** D Deck

## Inside with Bath/Shower

**PA** B & C Deck

**PB** A, B, C, E & F Deck

**PC** A, D, E & F Deck

**PD** B & C Deck

**PE** A, B, C & D Deck

**PF** A, D, E & F Deck

## Single Inside with Shower

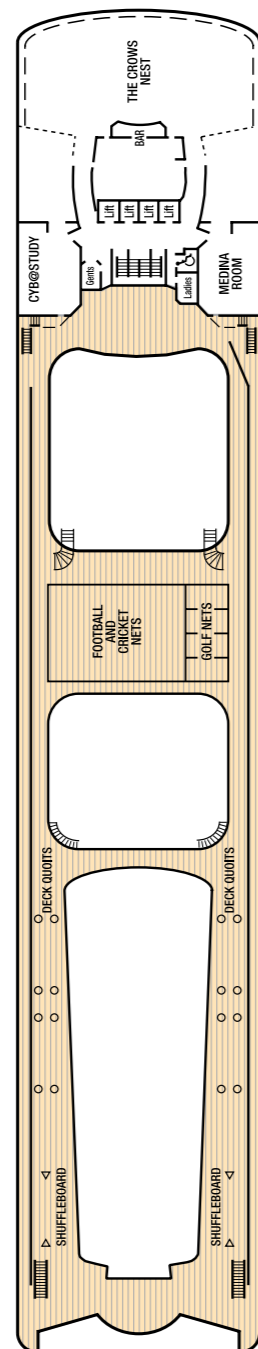
**SE** D Deck

## CABIN NOTES

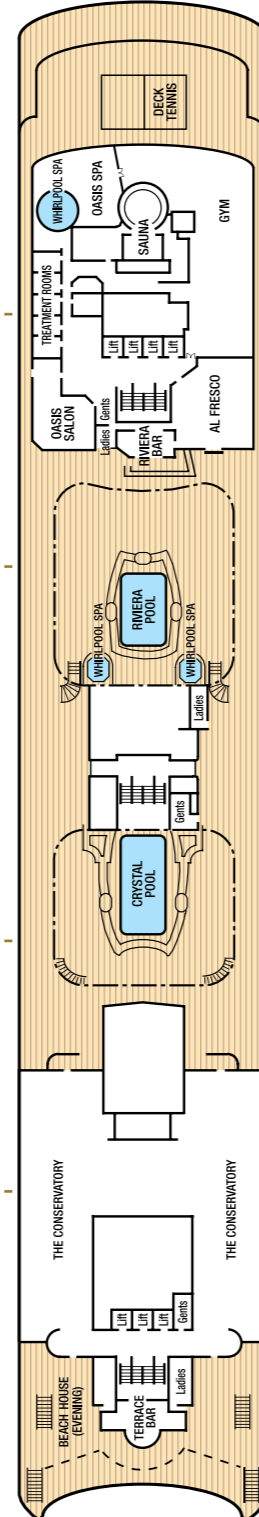
- \* Cabin has one additional bed in the form of a single sofa bed
- \*\* Cabin has two additional beds in the form of a double sofa bed
- ◇ Cabin has two additional beds in the form of upper pullman berths
- < View aft decks rather than sea view
- ❖ Cabins with shower only
- ◆ Outside cabin has a porthole window
- ♿ All adapted cabins have a shower only
- † Cabins with 2 upper pullman beds not available for sale

**Note:** All upper berths in twin cabins are accessible via a ladder. When upper berths are in use lower berths cannot be converted to a double.

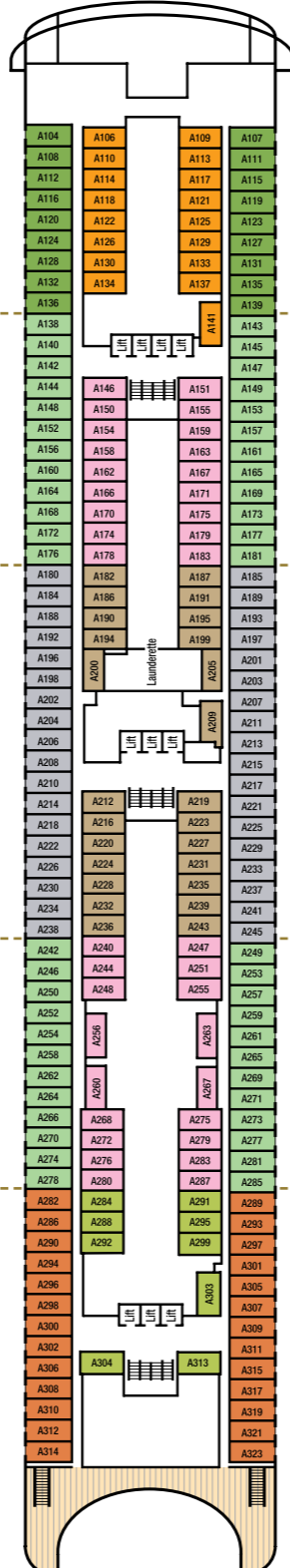
## SUN DECK



## LIDO DECK



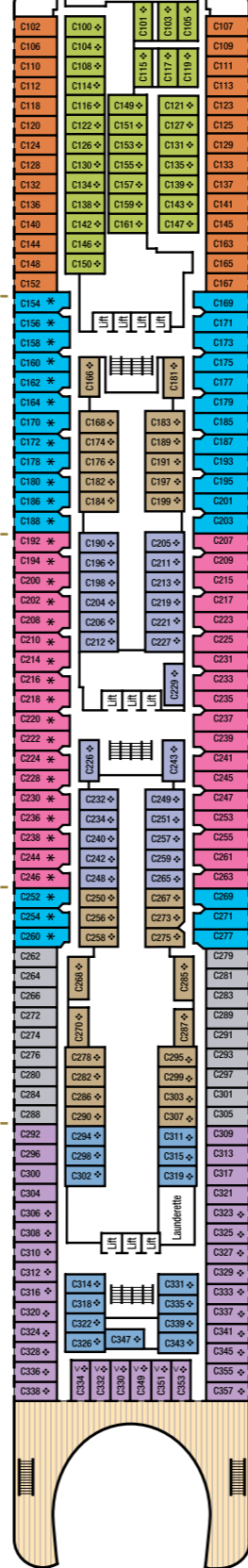
## A DECK



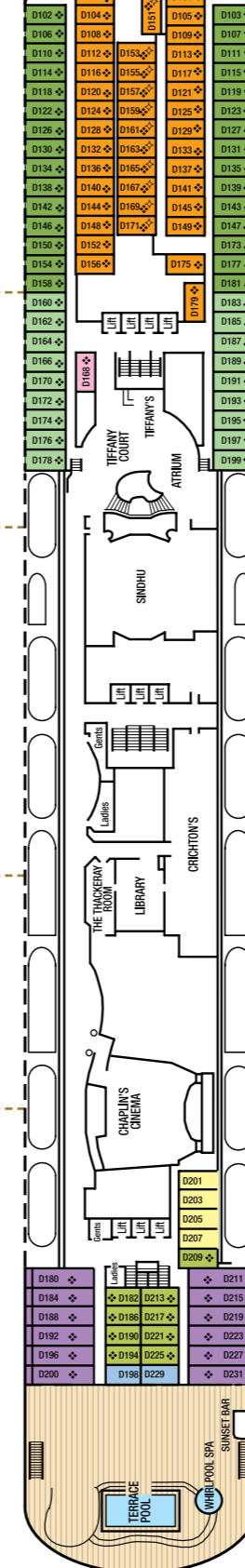
## B DECK



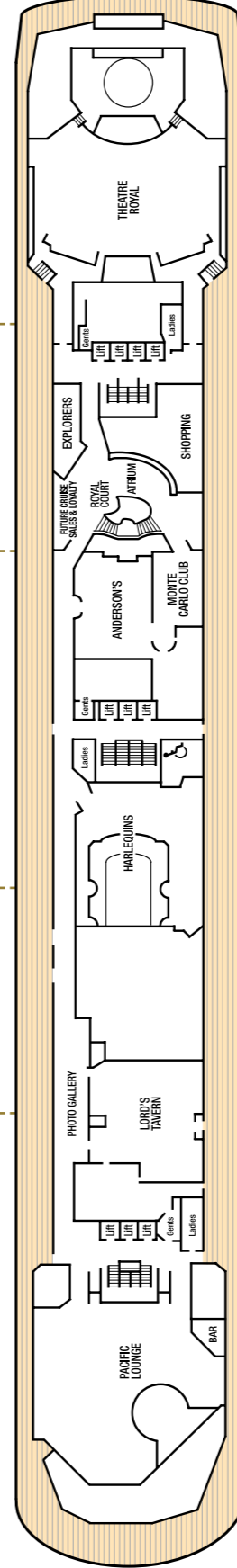
## C DECK



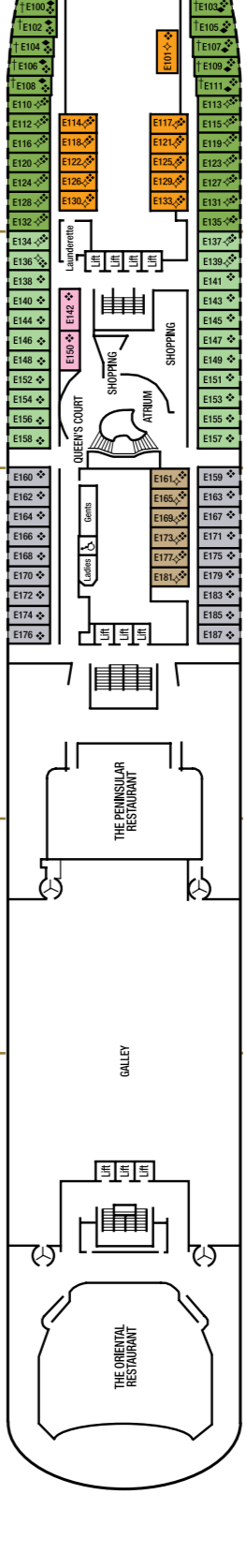
## D DECK



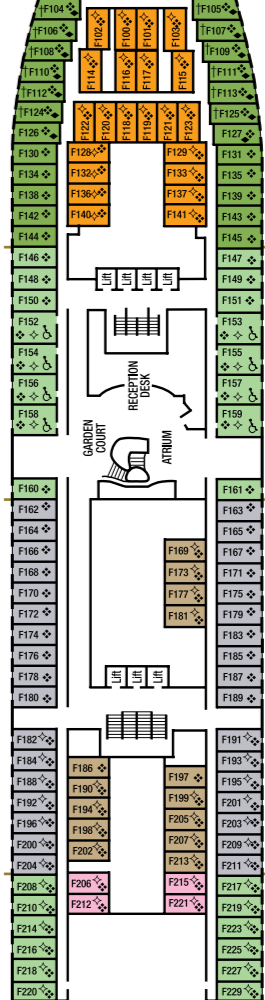
## PROM DECK



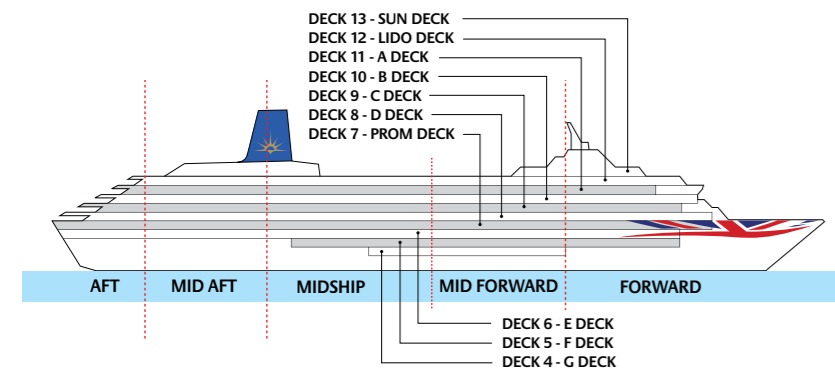
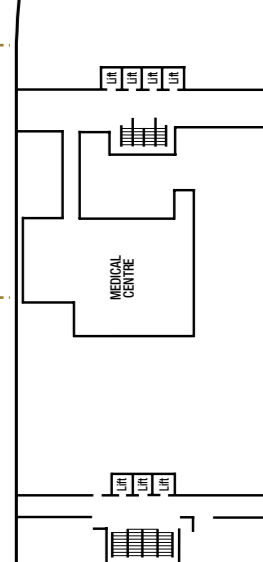
## E DECK



## F DECK



## G DECK



FORWARD

MID FORWARD

MIDSHIP

MID AFT

AFT