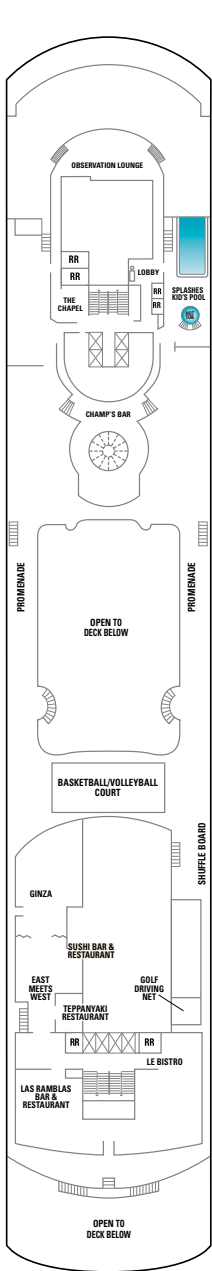


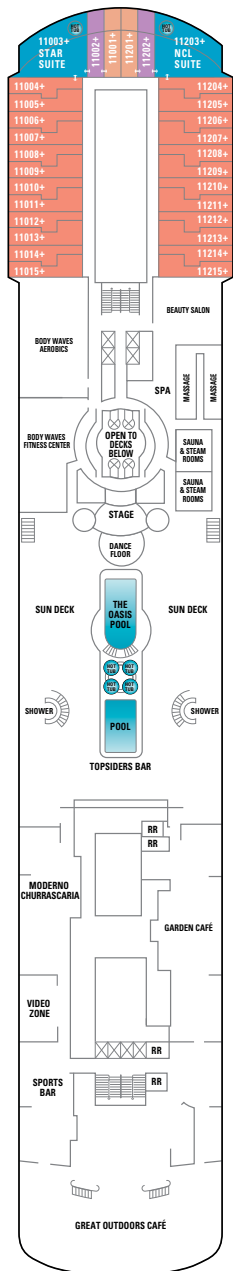
# NORWEGIAN SUN/SKY (Sun-Class Ships)

Deck plans shown are of Norwegian Sun. The deck plans of Norwegian Sky differ from the staterooms, categories and public areas shown below. For more information see [www.ncl.eu](http://www.ncl.eu). Deck plans and information subject to change.

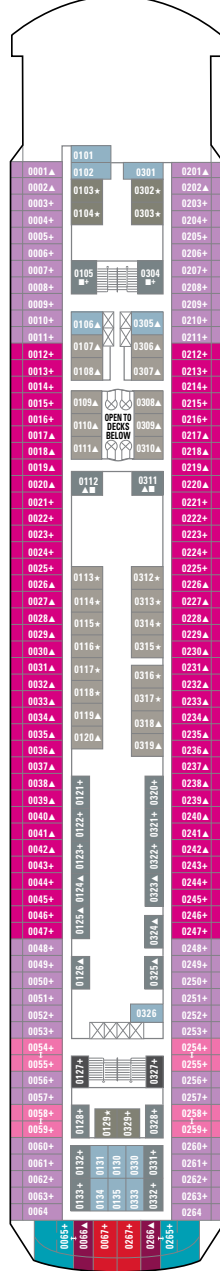
FOR FURTHER INFORMATION ON OUR FLEET SEE PAGES 66-77.



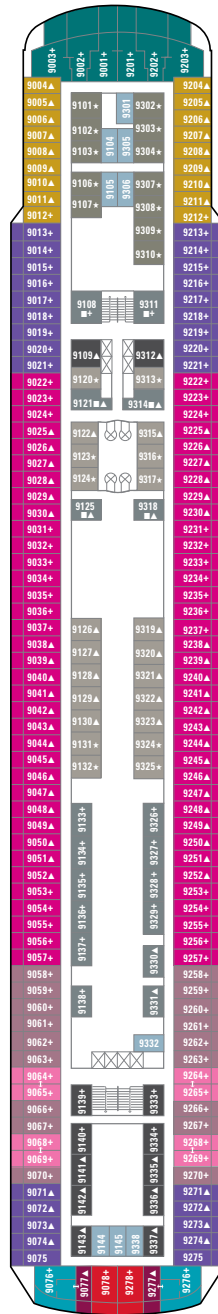
Deck 12




Deck 11



Deck 10



Deck 9



Deck 8

## SYMBOLS

- With facilities for the disabled
- ↔ Connecting staterooms
- ▲ 3<sup>rd</sup> guest occupancy avail.
- + 3<sup>rd</sup>/4<sup>th</sup> guest occupancy avail.
- ★ 3<sup>rd</sup>/4<sup>th</sup>/5<sup>th</sup> guest occupancy avail.
- × Elevator
- RR Restroom
- Equipped for the hearing-impaired
- Indicates stateroom categories that can accommodate three or more guests.

## STATEROOM FEATURES

All staterooms aboard Norwegian Sun/Sky have a phone, TV, air conditioning, refrigerator, safe, duvet, bathroom with shower and hair dryer. Most lower beds are convertible to a queen-size bed. Quoted stateroom sizes include balconies where applicable.

## DETAILED CATEGORY DESCRIPTIONS:

[www.ncl.eu](http://www.ncl.eu)



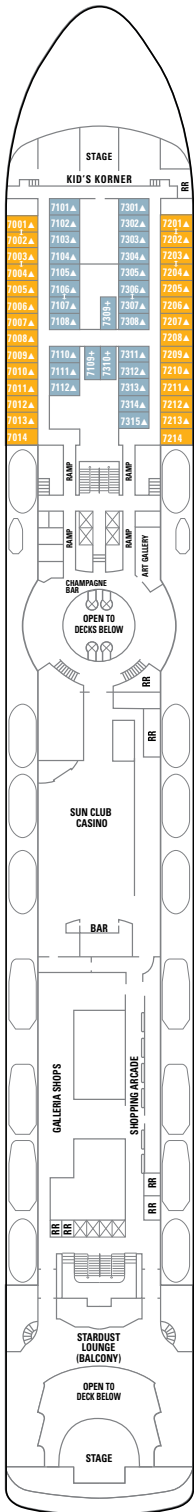
## OWNER'S SUITES

**SB** Bedroom with queen-size bed, bathroom with whirlpool tub & separate shower, walk-in wardrobe, living room with dining area, balcony with hot tub. Butler service and concierge available. Size approx. 77 m<sup>2</sup>; max. occupancy 4 guests (N. Sky: 5 guests)




## PENTHOUSES

**SE** **SF** **SG** Queen-size bed, sitting area, balcony. Butler service and concierge available. SE approx. 45 m<sup>2</sup>, SF approx. 47 m<sup>2</sup>, SG approx. 41 m<sup>2</sup>; max. occupancy 4 guests (N. Sky: Size SE approx. 52-54.5 m<sup>2</sup>, SF approx. 52 m<sup>2</sup>, SG approx. 19 m<sup>2</sup>; max. occupancy SE 4 guests, SF 5 guests, SG 3 guests)

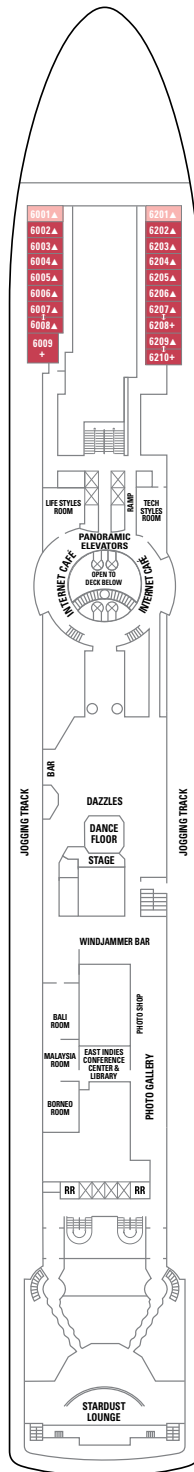


Deck 7

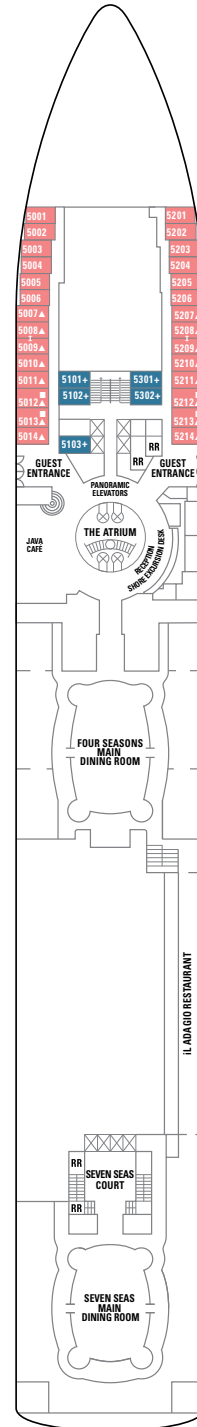


No elevator access to this deck.

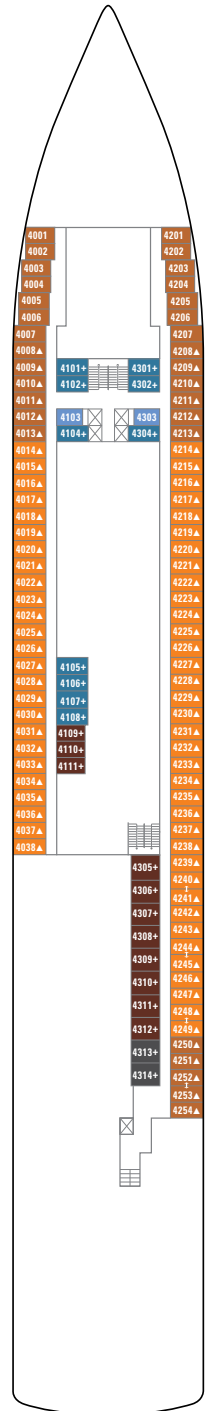
Deck 6A



Deck 6



Deck 5



Deck 4



**MINI SUITES & BALCONY STATEROOMS**

**M1 MB** (Mini Suites) Two lower beds, sitting area, balcony. Size M1 approx. 32,5 m<sup>2</sup>, MB approx. 30 m<sup>2</sup>; max. occupancy 4 guests (N. Sky: not available)

**B1 B2 B3 BA BB BC BD**

(B2, B3=Family Balcony Staterooms) Two lower beds, sitting area, balcony. Size approx. 20,5 m<sup>2</sup>; max. occupancy B1 3 guests, B2-BA, BC, BD 4 guests, BB 5 guests (N. Sky: B2, BD not available; size approx. 19 m<sup>2</sup>; max. occupancy 3 guests)



**OCEANVIEW STATEROOMS**

**O1 OA OC OD OE** (O1=Family Oceanview Staterooms) Two lower beds, sitting area, picture window, OD without elevator access. Size O1, OA approx. 16 m<sup>2</sup>, OC-OE approx. 13,5 m<sup>2</sup>; max. occupancy O1 5 guests, OA 4 Pers., OC-OE 3 guests

**OF OG OK** Two lower beds, sitting area, porthole (OK with obstructed view). Size OF, OG approx. 13,5 m<sup>2</sup>, OK approx. 16 m<sup>2</sup>; max. occupancy OF, OG 3 guests, OK 4 guests

N. Sky: Oceanview Staterooms differ significantly from those of N. Sun. See [www.ncl.eu](http://www.ncl.eu) for details.



**INSIDE STATEROOMS**

**I1 IA IB IC ID IE IF** (I1=Family Inside Staterooms) Two lower beds, sitting area, partly without elevator access. Size I1, IB-ID approx. 16 m<sup>2</sup>, IA approx. 17,5 m<sup>2</sup>, IE, IF approx. 13,5 m<sup>2</sup>; max. occupancy I1, IB-ID 5 guests, IA, IE, IF 4 guests (N. Sky: IE not available, IB partly without elevator access; size I1, IA, IB approx. 13,5 m<sup>2</sup>, IC-IF approx. 11 m<sup>2</sup>; max. occupancy I1, IA, IF 4 guests, IB 3 guests, IC, ID 2 guests)