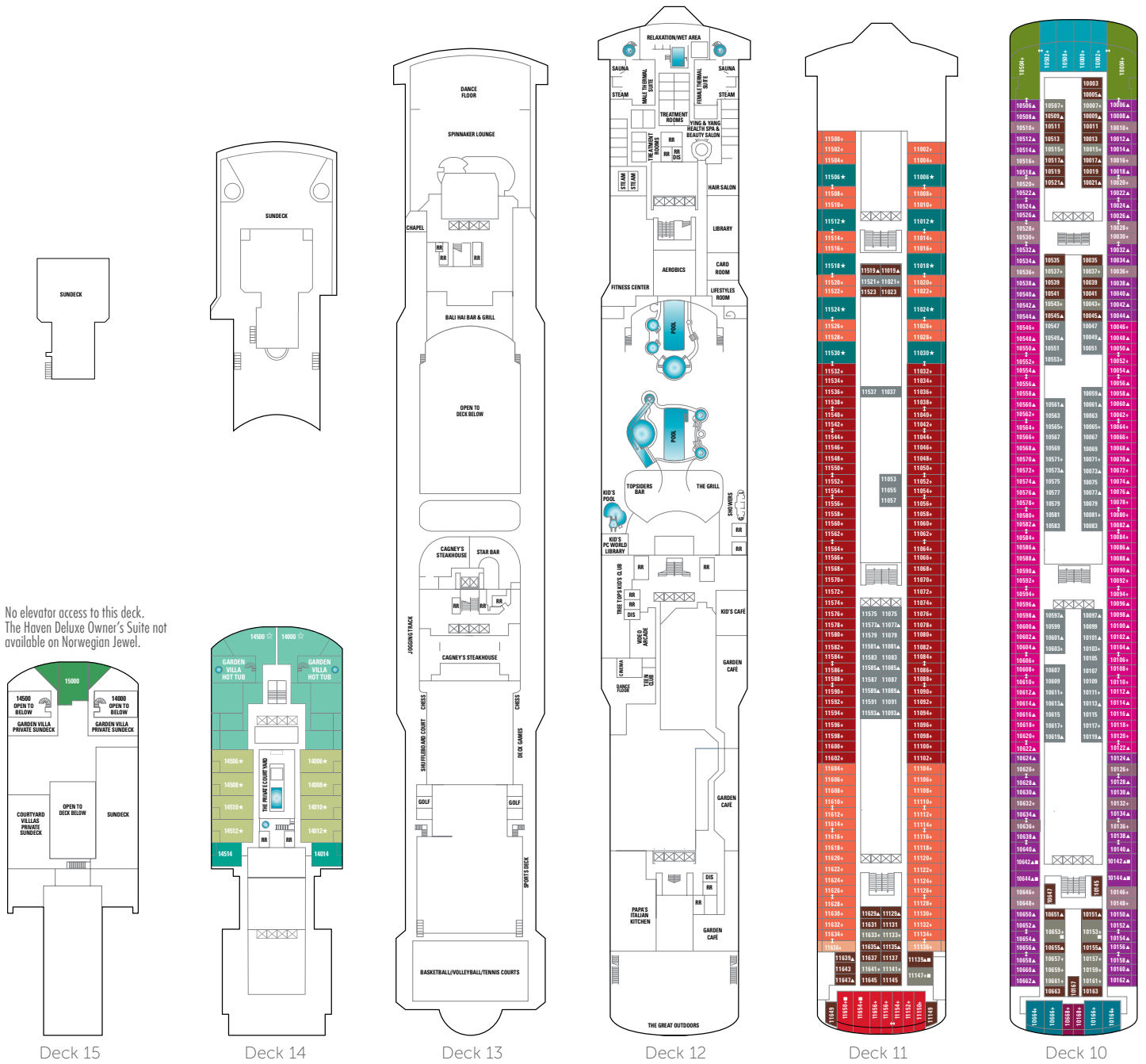


# NORWEGIAN JADE/JEWEL (Jewel-Class Ships)

Deck plans shown are of Norwegian Jade. The deck plans of Norwegian Jewel differ slightly from the staterooms, categories and public areas shown below. For more information see [www.ncl.eu](http://www.ncl.eu). Deck plans and information subject to change.

FOR FURTHER INFORMATION ON OUR FLEET SEE PAGES 66-77.



No elevator access to this deck. The Haven Deluxe Owner's Suite not available on Norwegian Jewel.



## THE HAVEN GARDEN VILLAS

**S1** Three bedrooms with king-size or queen-size bed, each with private bathroom (one with whirlpool tub & separate shower), living room with dining area, double balcony, private garden with hot tub and outdoor dining area, private sun deck. Butler service and concierge available. Size Norwegian Jade approx. 438 m<sup>2</sup>, Norwegian Jewel approx. 454 m<sup>2</sup>; max. occupancy 8 guests



## THE HAVEN OWNER'S SUITES

**S2** (The Haven Deluxe Owner's Suite) King-size bed, bathroom with whirlpool tub & separate shower, living & dining area, two balconies. Butler service and concierge available. Size approx. 111 m<sup>2</sup>; max. occupancy 4 guests

**S3** (The Haven Owner's Suites) Bedroom with king-size bed, bathroom with whirlpool tub & separate shower, living room with dining area, two balconies. Butler service and concierge available. Size approx. 73,5-76,5 m<sup>2</sup>; max. occupancy 4 guests



## THE HAVEN FAMILY VILLAS & PENTHOUSES

**S4** (The Haven Family Villas) Two separate bedrooms, one with queen-size bed, two bathrooms (one with tub & separate shower), living room with dining area, balcony. Butler service and concierge available. Size approx. 53 m<sup>2</sup>; max. occupancy 6 guests

**S5** (The Haven Courtyard Penthouses) Bedroom with queen-size bed, bathroom with tub & separate shower, living room with dining area, balcony. Butler service and concierge available. Size approx. 41 m<sup>2</sup>; max. occupancy 3 guests

**SYMBOLS**

- With facilities for the disabled
- ↔ Connecting staterooms
- ▲ 3<sup>rd</sup> guest occupancy avail.
- + 3<sup>rd</sup>/4<sup>th</sup> guest occupancy avail.
- ★ 3<sup>rd</sup>/4<sup>th</sup>/5<sup>th</sup> guest occupancy avail.
- ☆ Up to 6<sup>th</sup> guest occupancy avail.
- ✕ Elevator
- RR Restroom
- Indicates stateroom categories that can accommodate three or more guests.


**STATEROOM FEATURES**

All staterooms aboard Norwegian Jade/Jewel have a phone, TV, air conditioning, refrigerator, safe, duvet, bathroom with shower and hair dryer. Most lower beds are convertible to a queen-size bed.

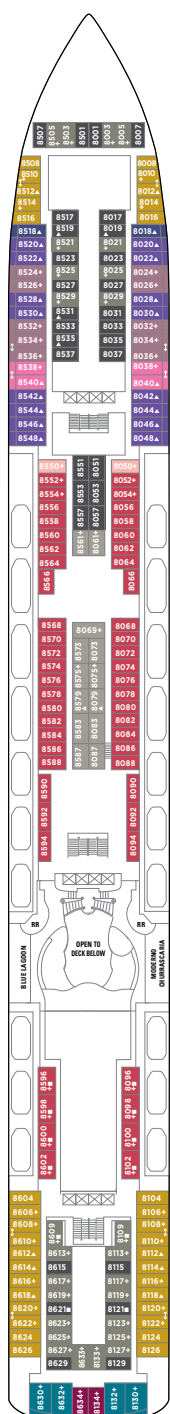
Quoted stateroom sizes include balconies where applicable.

**DETAILED CATEGORY DESCRIPTIONS:**

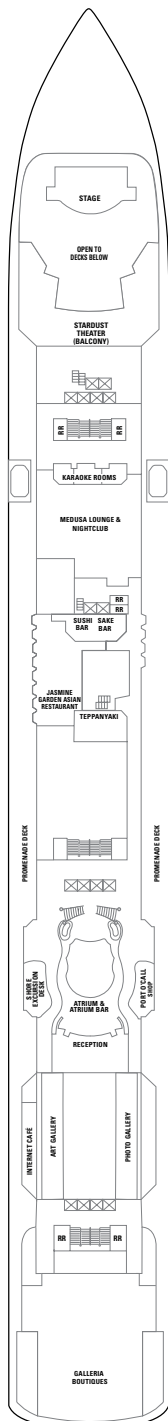
[www.ncl.eu](http://www.ncl.eu)



Deck 9



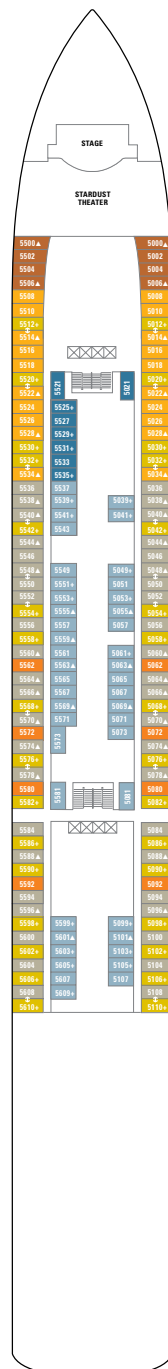
Deck 8



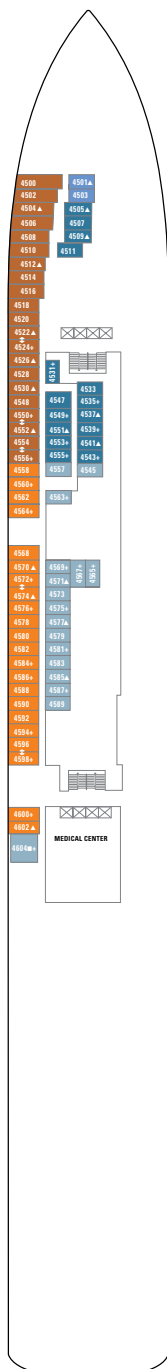
Deck 7



Deck 6



Deck 5



Deck 4



**PENTHOUSES & FAMILY SUITES**

**SC** (Family Suites) Two separate bedrooms, one with queen-size bed, two bathrooms (one with tub & separate shower), living room with dining area, balcony. Butler service and concierge available. Size approx. 51 m<sup>2</sup>; max. occupancy 6 guests

**SE** **SF** Queen-size bed, living & dining area, balcony. Butler service and concierge available. Size SE approx. 45,5-53,5 m<sup>2</sup>, SF approx. 31,5-36 m<sup>2</sup>; max. occupancy SE 4 guests, SF 3 guests



**MINI SUITES & BALCONY STATEROOMS**

**M1** **MA** **MB** (Mini Suites) Two lower beds, sitting area, balcony. Size approx. 26,5 m<sup>2</sup>; max. occupancy 4 guests

**B1** **B2** **B3** **BA** **BB** **BC** **BD**

(B2, B3=Family Balcony Staterooms) Two lower beds, sitting area, balcony (steel enclosed in some staterooms). Size approx. 19 m<sup>2</sup>; max. occupancy B1-BC 4 guests, BD 3 guests



**OCEANVIEW & INSIDE STATEROOMS**

**O1** **OA** **OB** **OC** (O1=Family Oceanview Staterooms) Two lower beds, picture window. Size approx. 14,5-15 m<sup>2</sup>; max. occupancy O1, OA 4 guests, OB, OC 3 guests

**OF** **OG** **OK** Two lower beds, porthole (OK with obstructed view, partly with picture window). Size approx. 14,5-15 m<sup>2</sup>; max. occupancy 4 guests

**I1** **IA** **IB** **IC** **ID** **IE** **IF** (I1=Family Inside Staterooms) Two lower beds. Size approx. 13 m<sup>2</sup>; max. occupancy I1-IB, IE, IF 4 guests, IC, ID 3 guests