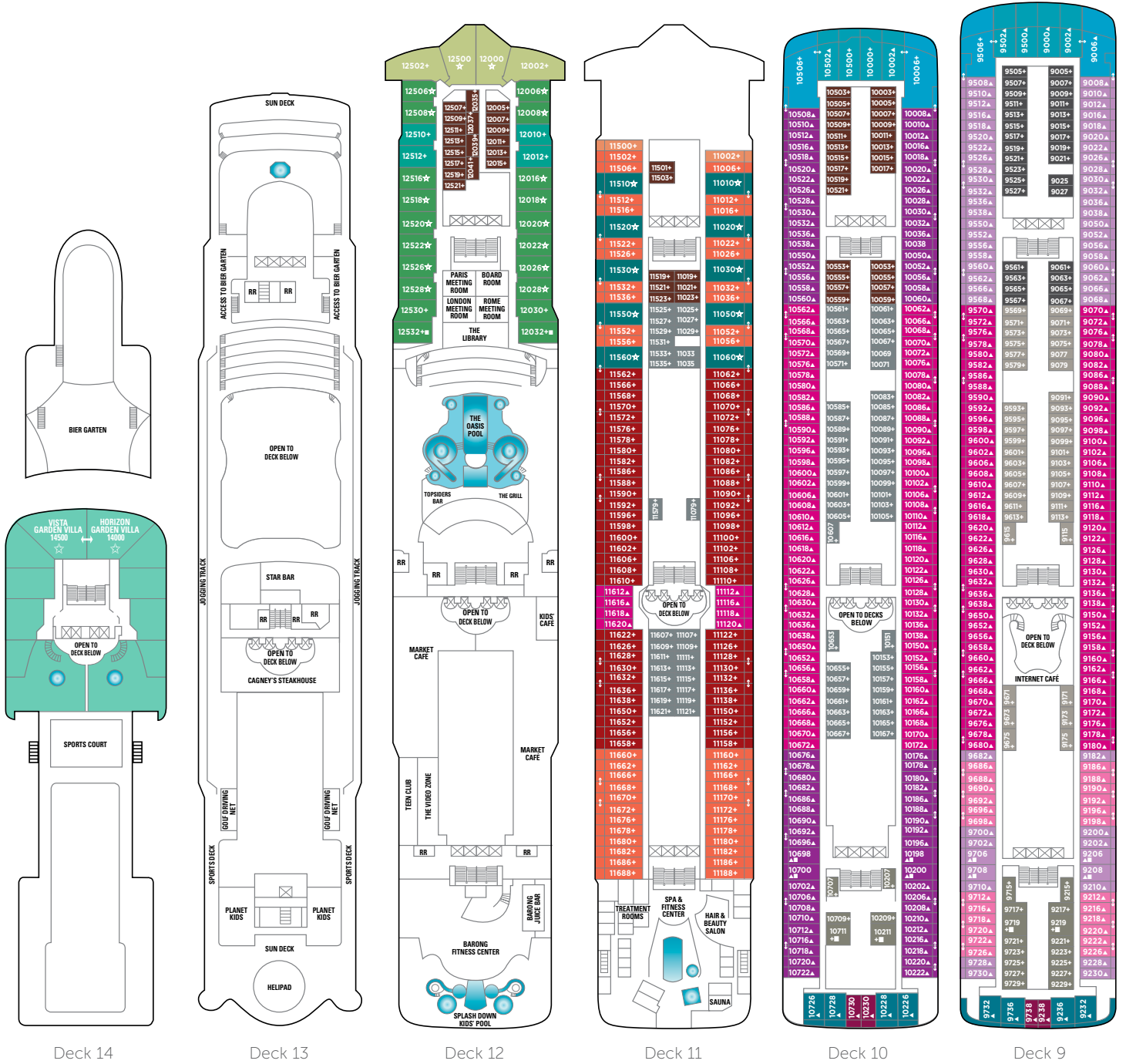


# NORWEGIAN DAWN/STAR (Dawn-Class Ships)

Deck plans shown are of Norwegian Star. The deck plans of Norwegian Dawn differ from the staterooms, categories and public areas shown below. For more information see [www.ncl.eu](http://www.ncl.eu). Deck plans and information subject to change.

FOR FURTHER INFORMATION ON OUR FLEET SEE PAGES 66-77.



## SYMBOLS

- With facilities for the disabled
  - ↔ Connecting staterooms
  - ▲ 3<sup>rd</sup> guest occupancy avail.
  - + 3<sup>rd</sup>/4<sup>th</sup> guest occupancy avail.
  - ★ 3<sup>rd</sup>/4<sup>th</sup>/5<sup>th</sup> guest occupancy avail.
  - ☆ Up to 6<sup>th</sup> guest occupancy avail.
  - × Elevator
  - RR Restroom
- Indicates stateroom categories that can accommodate three or more guests.

## STATEROOM FEATURES

All staterooms aboard Norwegian Dawn/Star have a phone, TV, air conditioning, refrigerator, safe, duvet, bathroom with shower and hair dryer. Most lower beds are convertible to a queen-size bed. Quoted stateroom sizes include balconies where applicable.

**DETAILED CATEGORY DESCRIPTIONS:**  
[www.ncl.eu](http://www.ncl.eu)



## GARDEN VILLAS

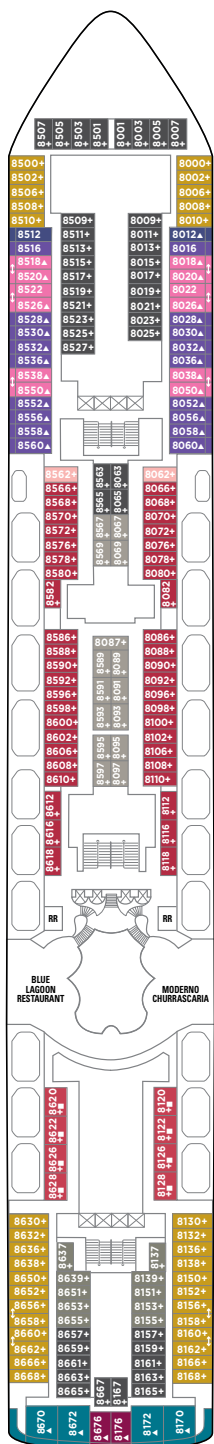
**S1** Three separate bedrooms with king-size or queen-size bed, each with private bathroom (two with whirlpool tub & separate shower), living room with dining area, private garden with hot tub and outdoor dining area. Butler service and concierge available. Size approx. 622 m<sup>2</sup>; max. occupancy 7 guests



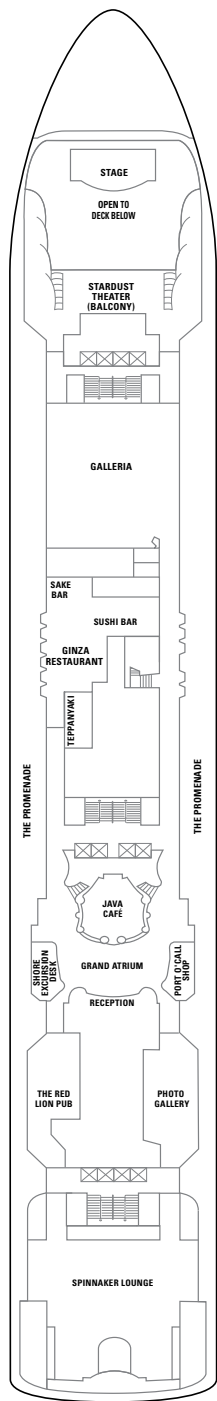
## OWNER'S SUITES

**SA** (Deluxe Owner's Suites) Bedroom with king-size bed, partly separate children's bedroom, bathroom with whirlpool tub & separate shower, living room with dining area. Butler service and concierge available. Size approx. 62-68 m<sup>2</sup>; max. occupancy 6 guests

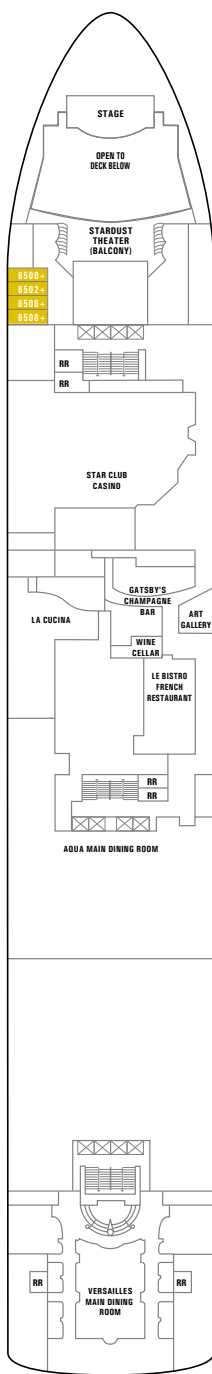
**SB** (Owner's Suites) Bedroom with king-size bed, bathroom with whirlpool tub & separate shower, living room with dining area, two balconies. Butler service and concierge available. Size approx. 67 m<sup>2</sup>; max. occupancy 4 guests



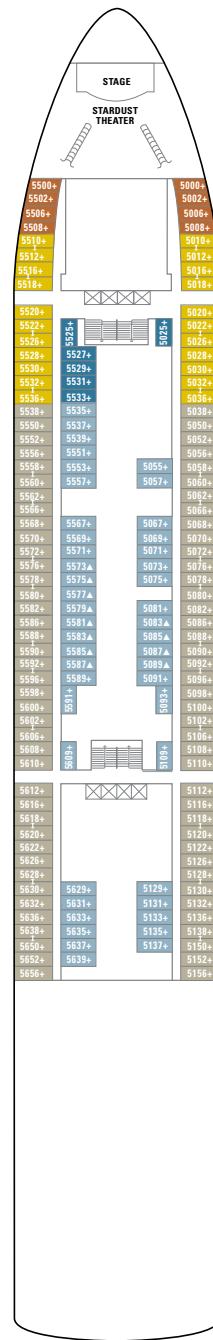
Deck 8



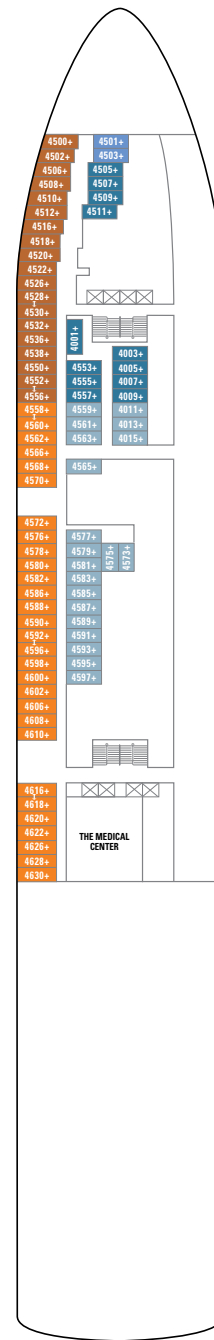
Deck 7



Deck 6



Deck 5



Deck 4



**PENTHOUSES & FAMILY SUITES**


**SC** (Family Suites) Two separate bedrooms, one with queen-size bed, two bathrooms (one with tub & separate shower), living room with dining area, balcony. Butler service and concierge available. Size approx. 53.5 m<sup>2</sup>; max. occupancy 6 guests

**SD SE SF SG SJ** (SD, SJ=Family Suites) Queen-size bed, living & dining area, balcony (SJ without balcony). Butler service and concierge avail. Size SD, SJ approx. 38-46 m<sup>2</sup>, SE approx. 45 m<sup>2</sup>, SF approx. 33-35 m<sup>2</sup>, SG approx. 38 m<sup>2</sup>, max. occupancy SE, SF, SG 4 guests, SD, SJ 6 guests (SD: N. Dawn only, SG: N. Star only)



**MINI SUITES & BALCONY STATEROOMS**

**MA MB** (Mini Suites) Two lower beds, sitting area, balcony. Size approx. 26,5 m<sup>2</sup>; max. occupancy 4 guests  
**B1 B3 BA BB BC BD** (B3=Family Balcony Staterooms) Two lower beds, sitting area, balcony (steel enclosed in some staterooms). Size B1 approx. 19-24,5 m<sup>2</sup>, B3-BD approx. 19 m<sup>2</sup>; max. occupancy 3 guests



**OCEANVIEW & INSIDE STATEROOMS**

**O1 OA OB** (O1=Family Oceanview Staterooms) Two lower beds, picture window. Size approx. 15 m<sup>2</sup>; max. occupancy 4 guests  
**OF OG OK** Two lower beds, porthole (OK with obstructed view). Size approx. 15 m<sup>2</sup>; max. occupancy 4 guests  
**I1 IA IB IC ID IE IF** (I1=Family Inside Staterooms) Two lower beds. Size approx. 13 m<sup>2</sup>; max. occupancy 4 guests