


Grand Princess®

Passenger Capacity: 2,600
 Length: 950 ft.
 Gross Tonnage: 107,517
 Inaugural Cruise: May 26, 1998
 Christened by: Olivia de Havilland (Actress)



← Aft

Forward →

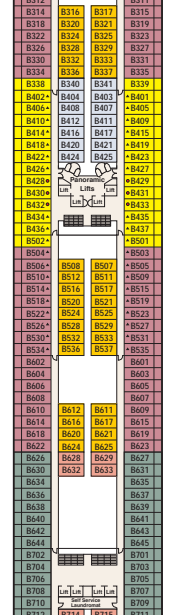
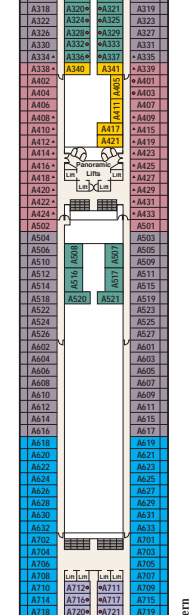
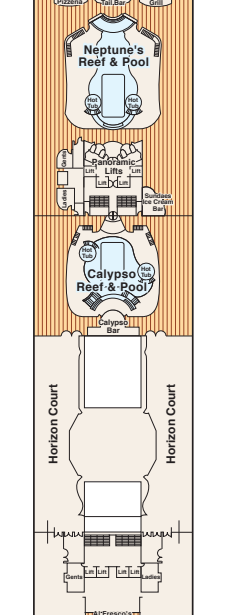
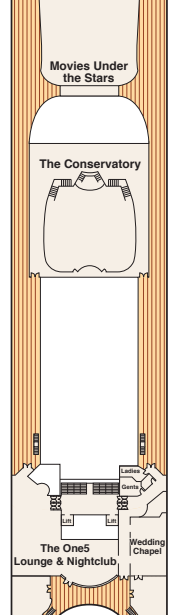
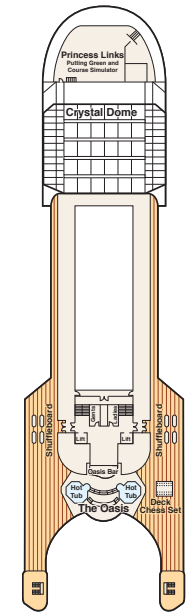

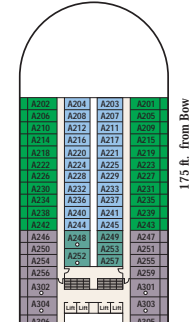
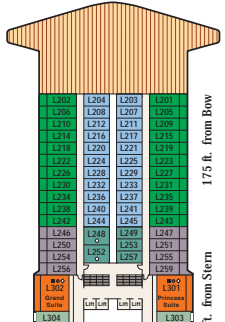
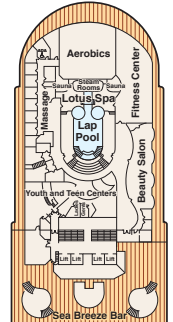
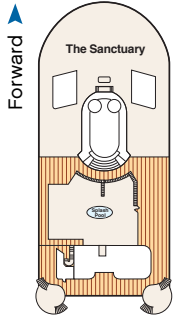
Sports 16

Sun 15

Lido 14

Aloha 12

Baja 11



Sky 17

← Aft



Stateroom Description

SUITE

- S1** Grand suite Mid-forward (Lido)
- S2** Owner's suite Aft (Baja)
- S3** Penthouse suite Aft (Baja, Caribe)
- S4** Penthouse suite Mid-ship (Caribe)
- S6** Vista suite Aft (Caribe, Dolphin, Emerald)
- S7** Window suite no balcony Mid-forward (Fiesta)
- S8** Family suite interconnecting staterooms Forward (Dolphin)

MINI-SUITE

- MA** Mid-ship (Dolphin)
- MB** Mid-forward, Mid-aft (Dolphin)
- MD** Aft (Dolphin)
- ME** Forward (Dolphin), Aft (Emerald)

BALCONY

- B2** Premium Mid-forward, Mid-aft (Caribe)
- B4** Premium Aft (Caribe, Dolphin, Emerald)
- BA** Mid-ship (Baja)
- BB** Mid-forward, Mid-aft (Baja), Mid-ship (Aloha)
- BC** Mid-forward, Mid-aft (Lido, Aloha)
- BD** Aft (Baja, Caribe)
- BE** Forward (Baja, Caribe), Aft (Aloha)
- BF** Forward (Lido, Aloha, Emerald)

OCEANVIEW

- OF** Premium Mid-forward (Lido)
- OC** Mid-forward (Plaza)
- OE** Portholes Aft (Aloha)
- OF** Forward (Emerald, Plaza)

OCEANVIEW (CONT.)

- OV** Obstructed view Mid-ship (Emerald)
- OW** Obstructed view Mid-forward, Mid-aft (Emerald)
- OY** Obstructed view Aft (Emerald)
- OZ** Obstructed view Forward (Emerald)

INTERIOR

- IA** Mid-ship (Baja, Caribe)
- IB** Mid-forward, Mid-aft (Baja, Caribe, Dolphin), Mid-ship (Aloha)
- IC** Mid-forward, Mid-aft (Lido, Aloha, Plaza)
- ID** Aft (Baja, Caribe, Dolphin)
- IE** Forward (Baja, Caribe, Dolphin), Aft (Aloha, Emerald)
- IF** Forward (Lido, Aloha, Emerald, Plaza)

- Family suites D105/D101 and D106/D102: Interconnecting staterooms with private balcony; accommodate up to eight persons (D101 and D102 not shown separately)
 - Will accommodate third and fourth person
 - Will accommodate third person
 - Wheelchair-accessible stateroom
 - Two lower beds not convertible to queen; shower only
 - Queen bed not convertible to two twin beds
 - Will accommodate a rollaway
- Note: Some areas of the ship are not accessible to wheelchairs and scooters. Distances shown are from the bow (forward) or stern (aft) to the nearest stateroom.
- Stateroom views are considered unobstructed unless noted otherwise. Obstructions do not include certain nautical items like handrails, dividers or ship hardware. For balcony staterooms, the view is determined from the perspective of the balcony railing. Balconies may have either solid steel or toughened glass railing.
- Call 1-800-774-6237 for more information.

Caribe 10


Dolphin 9

Emerald 8

Promenade 7

Fiesta 6

Plaza 5



Gala 4

