

Caribbean Princess®


Passenger Capacity: 3,082

Length: 952 ft.

Gross Tonnage: 112,894

Inaugural Cruise: April 3, 2004

Christened by: Jill Whelan ("Vicki" from "The Love Boat")



Sports 17

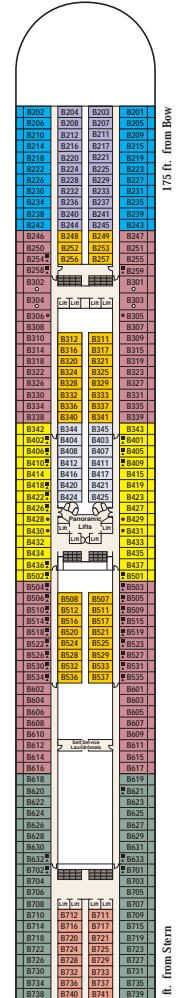
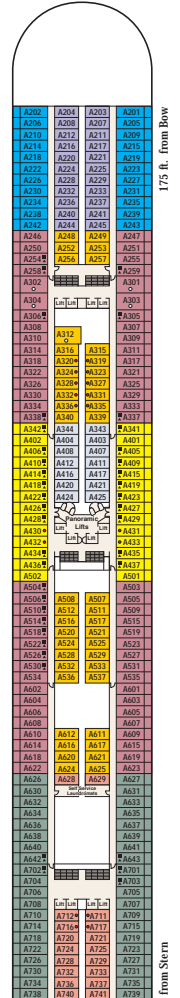
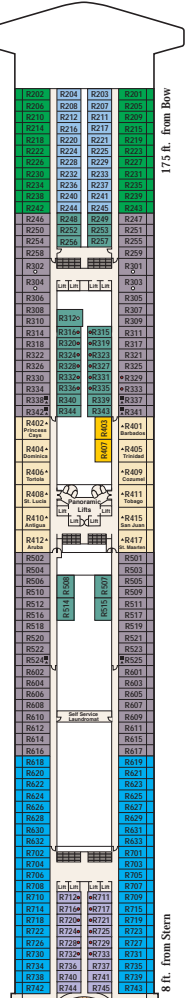
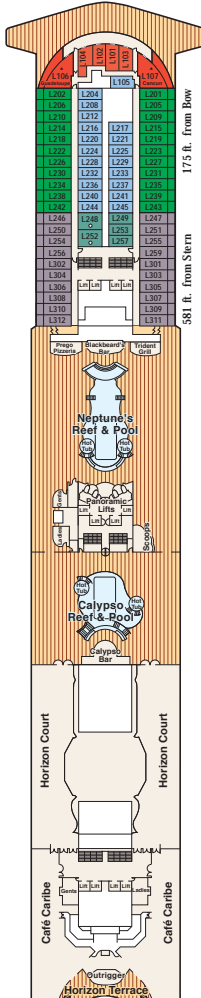
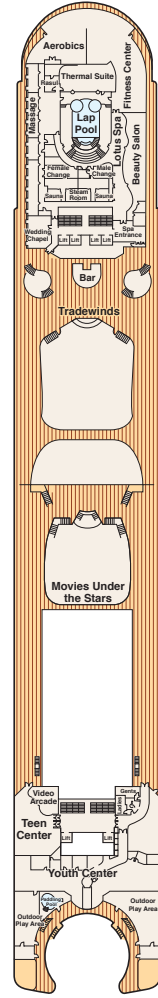
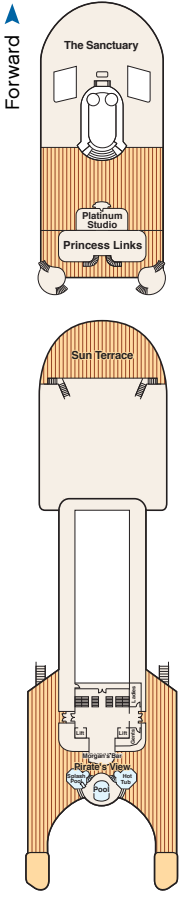
Sun 16

Lido 15

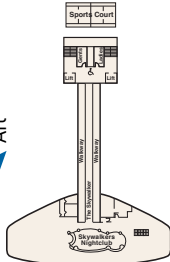
Riviera 14

Aloha 12

Baja 11



Sky/Star 18/19



Stateroom Description

SUITE

- S1** Grand suite Aft (Aloha)
- S2** Owner's suite Aft (Aloha)
- S3** Penthouse suite Aft (Aloha, Caribe)
- S4** Penthouse suite Mid-ship (Riviera)
- S5** Premium suite Forward (Lido)
- S6** Vista suite Aft (Caribe, Dolphin, Emerald)
- S7** Window suite no balcony Mid-forward (Fiesta)
- S8** Family suite interconnecting staterooms Forward (Dolphin)

MINI-SUITE

- MA** Mid-ship (Dolphin)
- MB** Mid-forward, Mid-aft (Dolphin)
- MD** Aft (Dolphin)
- ME** Forward (Dolphin), Aft (Emerald)

BALCONY

- B1** Premium Mid-ship (Caribe)
- B2** Premium Mid-forward, Mid-aft (Caribe)
- B4** Premium Aft (Baja, Caribe, Dolphin, Emerald)
- BA** Mid-ship (Aloha, Baja)
- BB** Mid-forward, Mid-aft (Aloha, Baja)
- BC** Mid-forward, Mid-aft (Lido, Riviera)
- BD** Aft (Aloha, Baja, Caribe)
- BE** Forward (Aloha, Baja, Caribe), Aft (Riviera)
- BF** Forward (Lido, Riviera)

OCEANVIEW

- OC** Mid-forward (Plaza)
- OE** Portholes Aft (Riviera)
- OF** Forward (Emerald, Plaza)

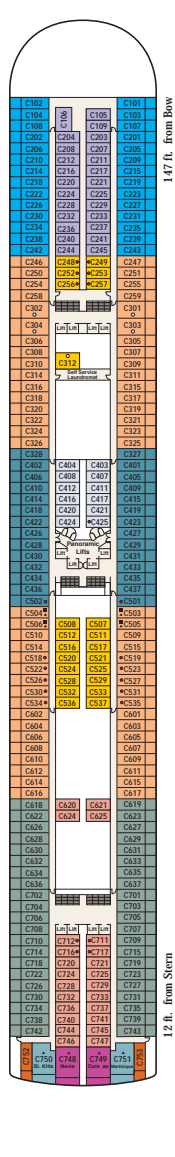
OCEANVIEW (CONT.)

- OV** Obstructed view Mid-ship (Emerald)
- OW** Obstructed view Mid-forward, Mid-aft (Emerald)
- OY** Obstructed view Aft (Emerald)
- OZ** Obstructed view Forward (Lido, Emerald)
- IA** Mid-ship (Aloha, Baja, Caribe)
- IB** Mid-forward, Mid-aft (Aloha, Baja, Caribe, Dolphin), Mid-ship (Riviera)
- IC** Mid-forward, Mid-aft (Lido, Riviera, Emerald, Plaza)
- ID** Aft (Aloha, Baja, Caribe, Dolphin)
- IE** Forward (Aloha, Baja, Caribe, Dolphin), Aft (Riviera, Emerald)
- IF** Forward (Lido, Riviera, Emerald, Plaza)

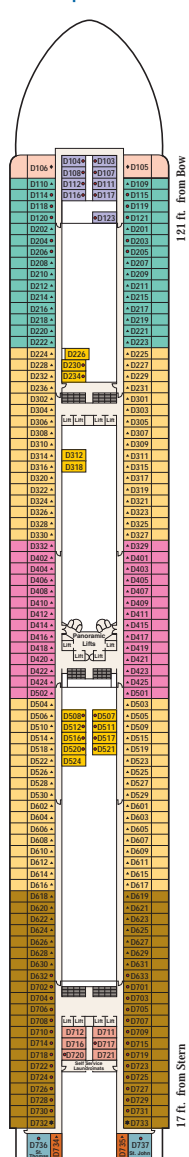
INTERIOR

- Family suites D105/D101 and D106/D102: Interconnecting staterooms with private balcony; accommodate up to eight persons (D101 and D102 not shown separately)
 - Will accommodate third and fourth person
 - Will accommodate third person
 - Wheelchair-accessible staterooms are configured with shower only
 - Two lower beds not convertible to queen; shower only
 - Will accommodate a rollaway
- Note: Some areas of the ship are not accessible to wheelchairs and scooters. Distances shown are from the bow (forward) or stern (aft) to the nearest stateroom. Stateroom views are considered unobstructed unless noted otherwise. Obstructions do not include certain nautical items like handrails, dividers or ship hardware. For balcony staterooms, the view is determined from the perspective of the balcony railing. Balconies may have either solid steel or toughened glass railing.
- Call 1-800-774-6237 for more information.

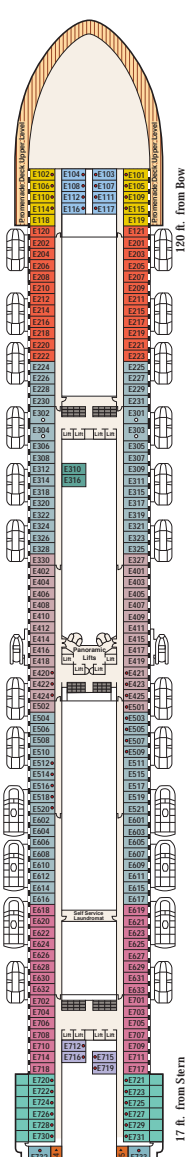
Caribe 10



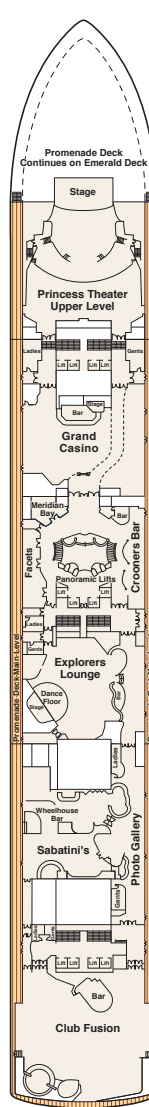
Dolphin 9



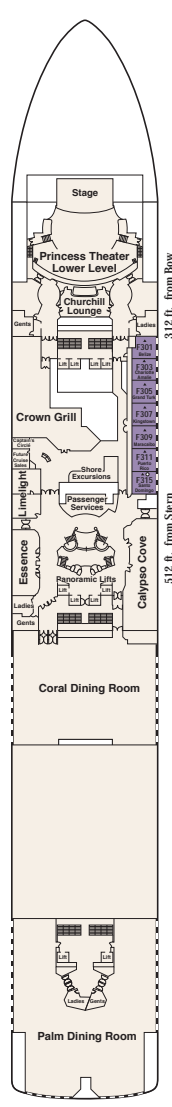
Emerald 8



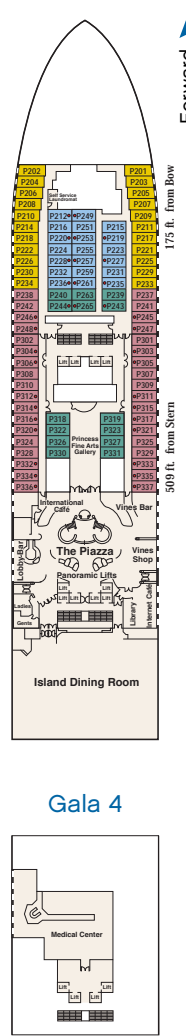
Promenade 7



Fiesta 6



Plaza 5



Forward

Aft