

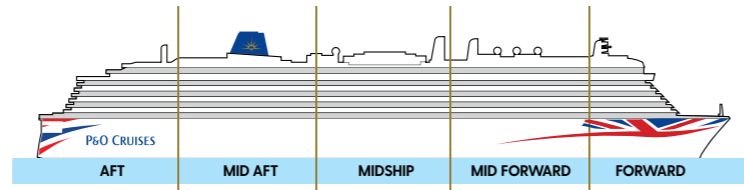
Deck plans

# Arvia

184,700 tonnes. Entered service in 2022  
 Normal operating capacity: 5,200 guests and 1,800 crew

If you'd like to view these deck plans in a little more detail, you can view PDF versions online at [pocruises.com](http://pocruises.com)

For more information on selecting the right cabin for you see pages 20-21. To find out more about Arvia's cabins, visit [pocruises.com/Arvia](http://pocruises.com/Arvia)



**Suites**

Suite: Decks 9, 10, 11, 12, 14 & 15  
 Family Sea view Suite: Promenade Deck  
 Conservatory Mini-suite: Promenade & Deck 9

B4	B5	B6
BA		
CV	CW	CY
CZ		

**Balcony cabins**

Deluxe with Sofa: Promenade & Decks 9, 10, 11, 12, 14 & 15  
 Standard with Sofa: Promenade, Lido & Decks 5, 9, 10, 11, 12, 14, 15 & 17  
 Smaller: Lido & Decks 9, 10, 11, 12, 14, 15 & 17

EA	EB	ED	EE	EF	EZ
GA	GB	GC	GD	GE	GZ
GX					

**Sea view cabins**

Standard: Decks 4 & 5

LB	LC	LF
----	----	----

**Inside cabins**

Larger: Decks 4, 5, 9, 11 & 14  
 Standard: all cabin decks

OA					
PA	PB	PC	PD	PE	PF

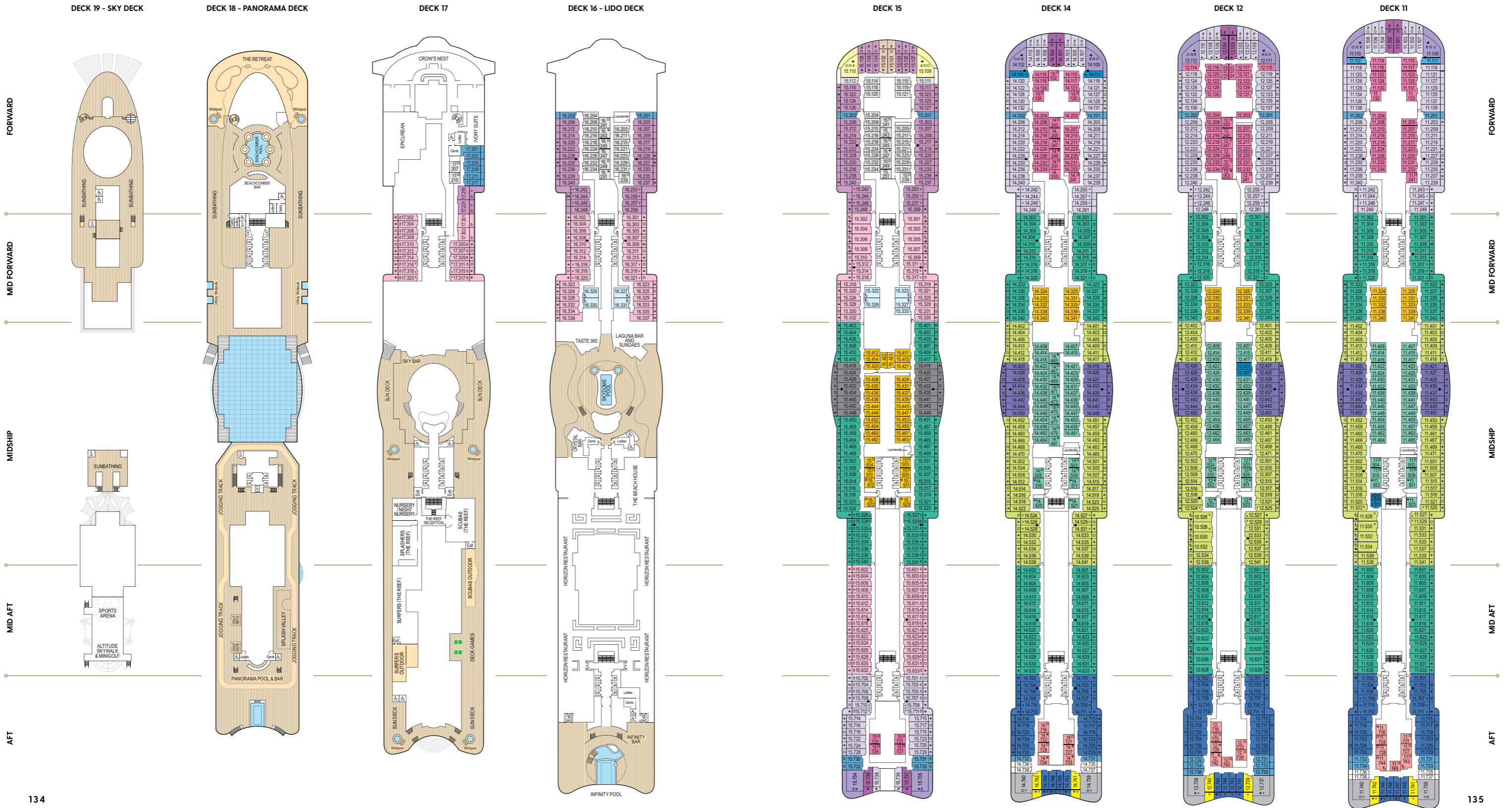
**Single cabins**

Balcony: Decks 9, 11 & 14  
 Inside: Decks 5, 8, 9 & 12

OZ	
SZ	

**Cabin Notes**

- \* Cabin has one additional bed in the form of a single sofa bed
- Cabin has two additional beds, one in the form of a single sofa bed and one in the form of a pull-down bed
- Cabins with interconnecting doors
- # Steel fronted balcony
- † Cabin has no balcony and is visible from Promenade Deck
- ∅ Balcony is shaded
- ∨ Balconies visible from above, neighbouring balconies and/or Promenade Deck
- △ Cabins have obstructed view
- ⊕ Restricted access to balcony during high winds
- ⊗ These cabins can accommodate the storage of compact foldable mobility aids for use outside the cabin. This excludes powered mobility devices.
- ⊘ All adapted cabins and partially adapted cabins are shower only. Please note PB, PC, PD, PE and PF adapted grades are partially adapted cabins. These are standard cabins that have accessible elements and are suitable to guests bringing non-powered upright mobility devices and who do not require the use of a wheelchair, scooter or other similar assistive devices.
- ⊙ Suitable for a powered mobility device
- Note: all pull-down beds in twin cabins are accessible via a ladder. Balconies in the forward section of the ship can be overlooked by the bridge. All cabins on Arvia have shower only apart from Suites – B4, B5 and B6 grades. BA Suites: please note that Suites 8.110 and 8.109 do not feature a balcony. BA, CZ, EZ and GZ grade cabins: please note that these cabins are located on the Promenade Deck

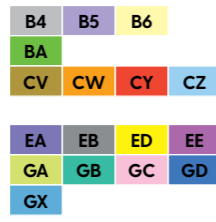


**Suites**

Suite: Decks 9, 10, 11, 12, 14 & 15  
 Family Sea view Suite: Promenade Deck  
 Conservatory Mini-suite: Promenade & Deck 9

**Balcony cabins**

Deluxe with Sofa: Promenade & Decks 9, 10, 11, 12, 14 & 15  
 Standard with Sofa: Promenade, Lido & Decks 5, 9, 10, 11, 12, 14, 15 & 17  
 Smaller: Lido & Decks 9, 10, 11, 12, 14, 15 & 17



**Sea view cabins**

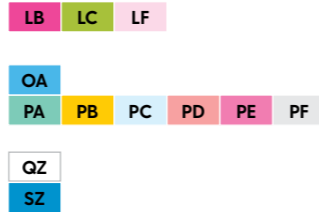
Standard: Decks 4 & 5

**Inside cabins**

Larger: Decks 4, 5, 9, 11 & 14  
 Standard: all cabin decks

**Single cabins**

Balcony: Decks 9, 11 & 14  
 Inside: Decks 5, 8, 9 & 12



**Cabin Notes**

- \* Cabin has one additional bed in the form of a single sofa bed
- Cabin has two additional beds, one in the form of a single sofa bed and one in the form of a pull-down bed
- Cabins with interconnecting doors
- # Steel fronted balcony
- † Cabin has no balcony and is visible from Promenade Deck
- Balcony is shaded
- ∨ Balconies visible from above, neighbouring balconies and/or Promenade Deck
- △ Cabins have obstructed view
- ⊖ Restricted access to balcony during high winds
- ⊞ These cabins can accommodate the storage of compact foldable mobility aids for use outside the cabin. This excludes powered mobility devices.

- ⊞ All adapted cabins and partially adapted cabins are shower only. Please note PB, PC, PD, PE and PF adapted grades are partially adapted cabins. These are standard cabins that have accessible elements and are suitable to guests bringing non-powered upright assistive mobility devices and who do not require the use of a wheelchair, scooter or other similar assistive devices.
- ⊞ Suitable for a powered mobility device
- Note: all pull-down beds in twin cabins are accessible via a ladder.
- Balconies in the forward section of the ship can be overlooked by the bridge.
- All cabins on Arvia have shower only apart from Suites - B4, B5 and B6 grades.
- BA Suites: please note that Suites 8.110 and 8.109 do not feature a balcony. BA, CZ, EZ and GZ grade cabins: please note that these cabins are located on the Promenade Deck.

