

Costa Romantica deck plans

Cabin grades

- | | |
|--|--|
| I1 Inside. Amsterdam, Copenhagen, Londra, Parigi | E1 Outside. Amsterdam, Copenhagen, Londra |
| I2 Inside. Amsterdam | E2 Outside. Amsterdam |
| I3 Inside. Copenhagen | E3 Outside. Copenhagen |
| I4 Inside. Londra | E4 Outside. Londra |
| I5 Inside. Parigi | E5 Outside. Parigi |
| IS Single inside. Parigi, Londra, Copenhagen, Amsterdam | |

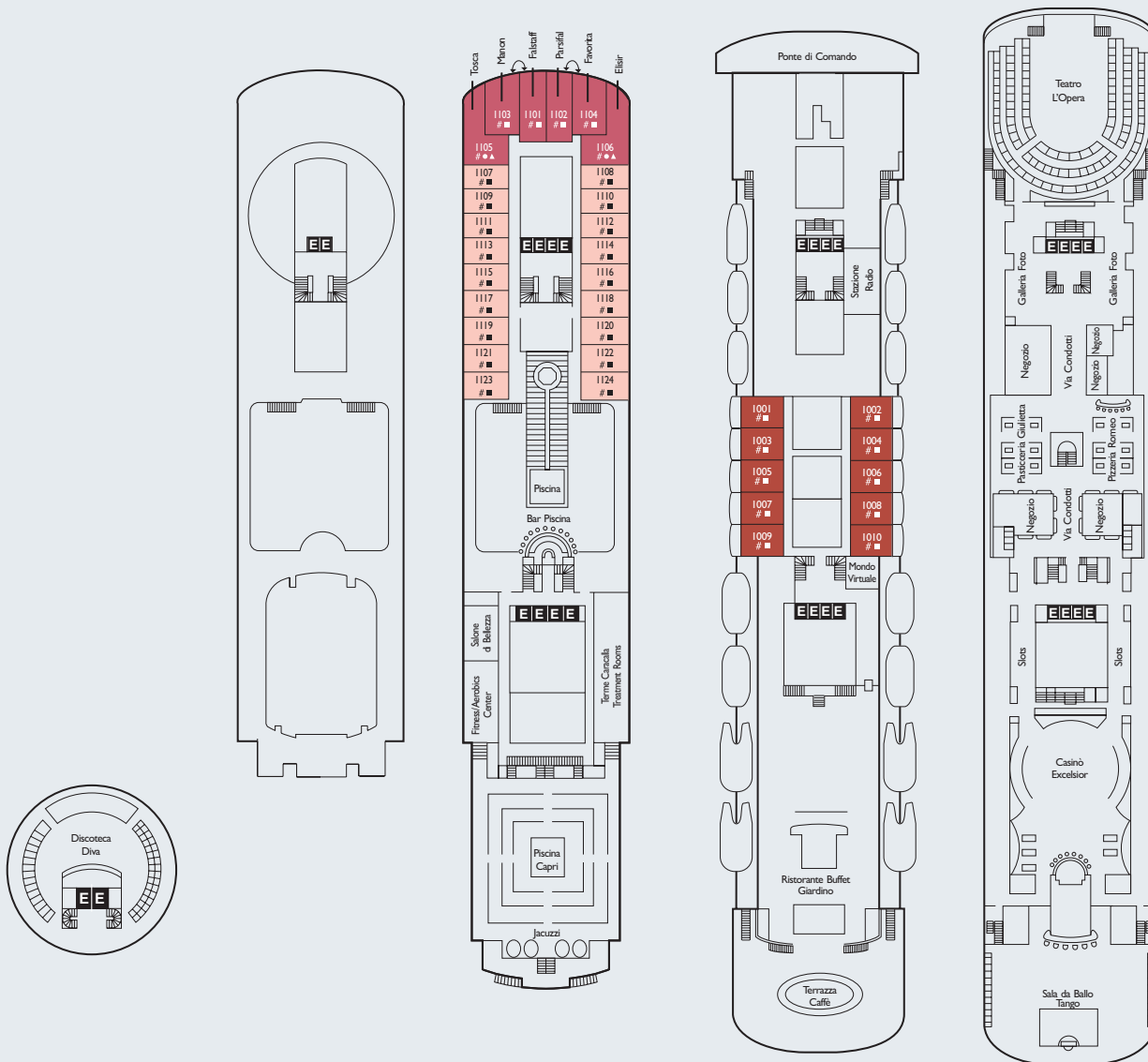
Suites

- MS** Mini Suite. Montecarlo
- S** Suite. Montecarlo
- GS** Grand Suite with balcony. Madrid

Key

- 1 lower bed and 1 upper berth
- 1 additional upper foldaway berth
- 2 additional upper foldaway berths
- # double bed
- additional double sofa-bed
- ▲ 1 lower bed
- ◆ 1 additional armchair sleeper
- E lift
- ↔ interconnecting cabins
- H cabin for disabled guests
- + additional retractable bed

Please note: Double bed available in all grades. 3rd and 4th berth available in all grades except I1.



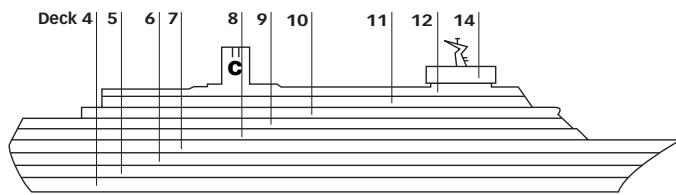
DECK 14 LISBONA

DECK 12 BIARRITZ

DECK 11 MONTECARLO

DECK 10 MADRID

DECK 9 VIENNA



Deck 4 Amsterdam
 Deck 5 Copenhagen
 Deck 6 Londra
 Deck 7 Parigi
 Deck 8 Verona

Deck 9 Vienna
 Deck 10 Madrid
 Deck 11 Montecarlo
 Deck 12 Biarritz
 Deck 14 Lisbona

Grt: 53.000 t • Length: 221 m • Width: 31 m • Cruising speed: 18,5 knots • Max speed: 20 knots

S - SUITE WITH BALCONY - 47 sm



MS - MINI SUITE - 31 sm



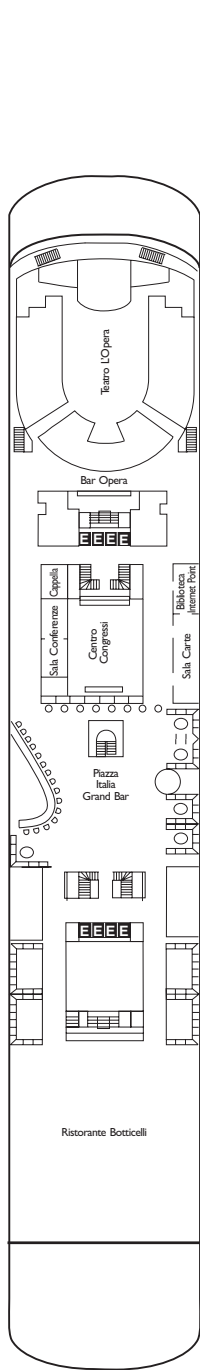
E5 - OUTSIDE - 16 sm



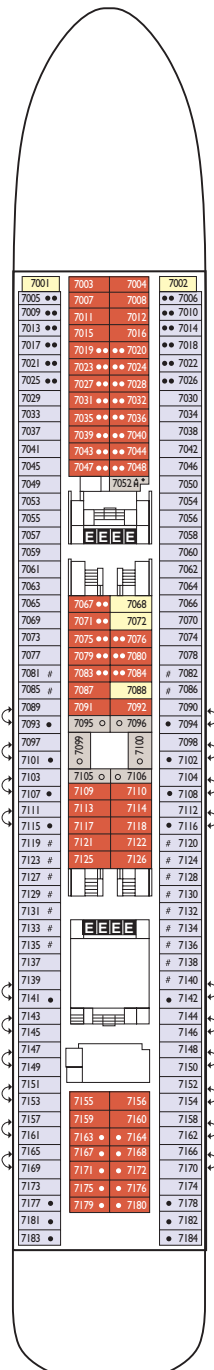
Please note: individual size, layout and furniture may vary from cabin to cabin



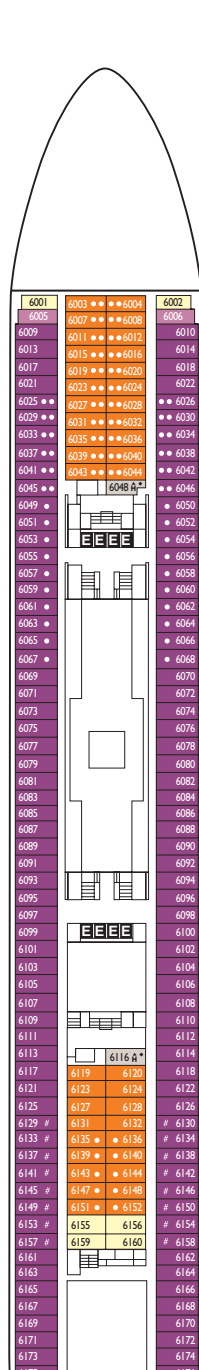
Navihellas
 CRUISE & TRAVEL CENTER



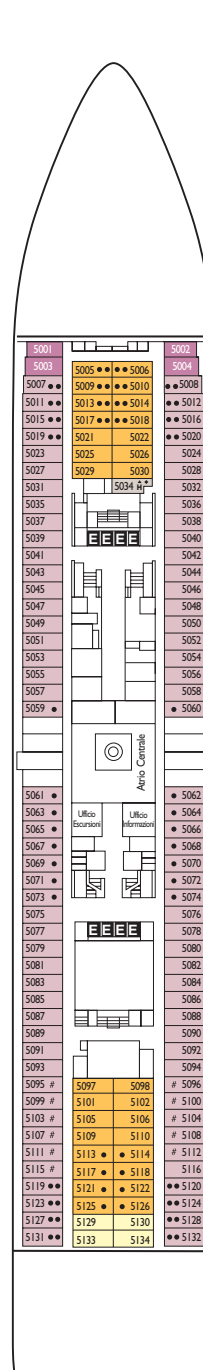
DECK 8 VERONA



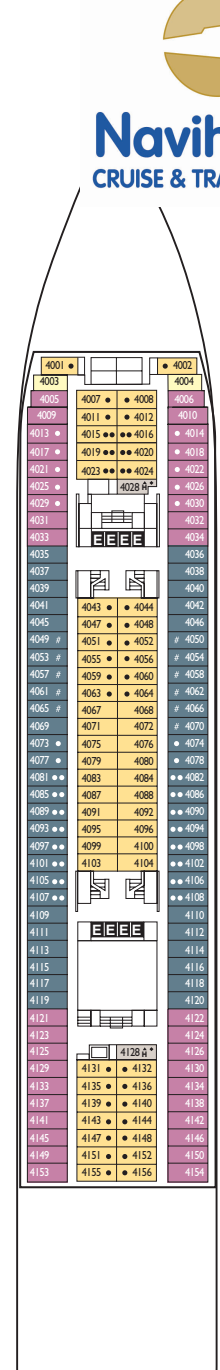
DECK 7 PARIGI



DECK 6 LONDRA



DECK 5 COPENHAGEN



DECK 4 AMSTERDAM