

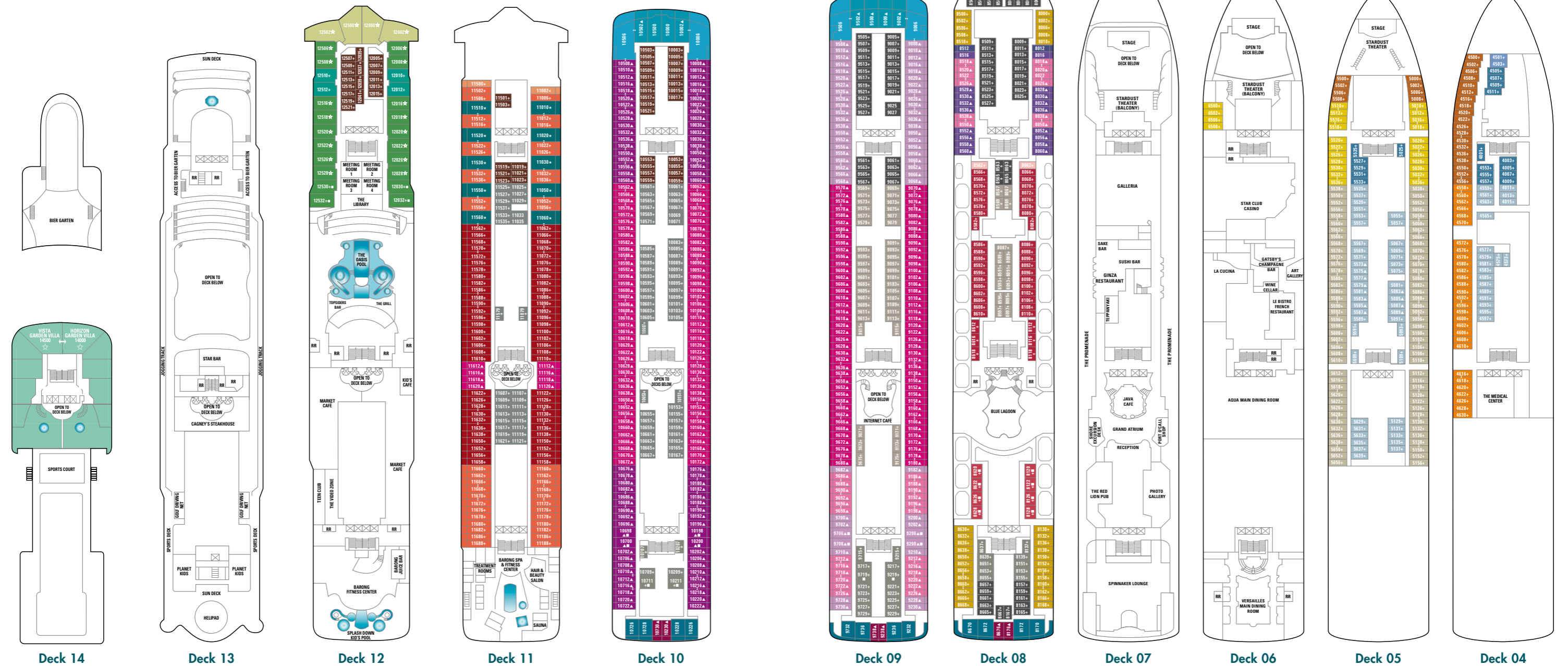
# Norwegian Dawn/Star (Dawn-Class)



Deck plan shown is Norwegian Star. The deck plan of Norwegian Dawn differs from the staterooms, categories and public areas pictured below. For more information see [www.ncl.eu](http://www.ncl.eu). Graphics and information subject to change.

## Navihellas CRUISE & TRAVEL CENTER

For further information on our fleet see pages 72-81




- Symbols**
- With facilities for the disabled
  - ↔ Connecting staterooms
  - ▲ 3<sup>rd</sup> pers. occupancy avail.
  - + 3<sup>rd</sup>/4<sup>th</sup> pers. occupancy avail.
  - ★ 3<sup>rd</sup>/4<sup>th</sup>/5<sup>th</sup> pers. occupancy avail.
  - ☆ Up to 6<sup>th</sup> pers. occupancy avail.
  - × Elevator
  - RR Restroom
- Stateroom features**  
All staterooms aboard Norwegian Dawn/Star have a phone, TV, air condition, refrigerator, safe, duvet, bathroom with shower and hair dryer. Most lower beds are convertible to a queen-size bed. Quoted stateroom sizes include balconies where applicable.

Indicates stateroom categories that can accommodate three or more guests. **Detailed category descriptions:** [www.ncl.eu](http://www.ncl.eu)



**Garden Villas**


**S1** Three separate bedrooms with king-size or queen-size bed, each with private bathroom (two with whirlpool tub & separate shower), living room with dining area, private garden with hot tub and outdoor dining area. Butler service and concierge available. Size appr. 622 m<sup>2</sup>; max. occupancy 6 pers.



**Owner's Suites**

**SA** (Deluxe Owner's Suites) Bedroom with king-size bed, partly separate children's bedroom, bathroom with whirlpool tub & separate shower, living room with dining area. Butler service and concierge available. Size appr. 62-68 m<sup>2</sup>; max. occupancy 6 pers.


**SB** (Owner's Suites) Bedroom with king-size bed, bathroom with whirlpool tub & separate shower, living room with dining area, two balconies. Butler service and concierge available. Size appr. 67 m<sup>2</sup>; max. occupancy 2 pers.



**Penthouses**

**SC** (Family Penthouses) Bedroom with queen-size bed, separate children's bedroom, two bathrooms (one with tub & separate shower), living room with dining area, balcony. Butler service and concierge available. Size appr. 53,5 m<sup>2</sup>; max. occupancy 5 pers.


**SE SF SG SJ** (SJ=Family Suites) Queen-size bed, living & dining area, balcony (SJ without balcony). Butler service and concierge available. Size SE appr. 45 m<sup>2</sup>, SF appr. 33-35 m<sup>2</sup>, SG appr. 38 m<sup>2</sup>, SJ appr. 38-46 m<sup>2</sup>, max. occupancy SE, SF 2 pers., SG 4 pers., SJ 6 pers.



**Mini Suites & Balcony Staterooms**

**MA MB** (Mini Suites) Two lower beds, sitting area, balcony. Size appr. 26,5 m<sup>2</sup>; max. occupancy 4 pers.

**B1 B3 BA BB BC BD** (B3=Family Balcony Staterooms) Two lower beds, sitting area, balcony. Size B1 appr. 19-24,5 m<sup>2</sup>, B3-BD appr. 19 m<sup>2</sup>; max. occupancy 3 pers.



**Oceanview & Inside Staterooms**

**O1 OA OB** (O1=Family Oceanview Staterooms) Two lower beds, picture window. Size appr. 15 m<sup>2</sup>; max. occupancy 4 pers.

**OF OG OK** Two lower beds, porthole (OK with obstructed view). Size appr. 15 m<sup>2</sup>; max. occupancy 4 pers.

**IT IA IB IC ID IE IF** (IT=Family Inside Staterooms) Two lower beds. Size appr. 13 m<sup>2</sup>; max. occupancy 4 pers.